

BOARD'S REPORT

Dear Members,

The Board is pleased to submit its 03rd Annual Report of Smidge Home Products Private Limited. ("the Company") along with the Audited Financial Statements for the Financial Year ended 31st March, 2023.

1. PERFORMANCE AND FINANCIAL HIGHLIGHTS

The Company's financial performance for the year ended March 31, 2023:

Particulars	31 st March, 2023 (Figures in Hundreds)	31 st March, 2022 (Figures in Hundreds)
Revenue from Operations	11,06,839	7,63,453
Other Income	0	0
Total Income	11,06,839	7,63,453
Less: Expenses	10,35,948	7,20,534
Profit/ (Loss) before Exceptional and extraordinary items and tax	70,891	42,919
Less: Exceptional Item	0	0
Less: Extraordinary Items and Tax	0	0
Profit / (Loss) before Tax	70,891	42,919
Less: Current Tax	13,731	5,482
Less: Deferred Tax	1,469	2,286
Less: - MAT Credit Entitlement	0	0
Profit / (Loss) after Tax	55,691	35,151

During the reporting period Company's performance was satisfactory in terms of revenue generation as the same has generated total revenue of Rs. 11,06,839 (Figures in Hundreds) as compared to the previous year amounting to Rs. 7,63,453 (Figures in Hundreds).

Further, after meeting all the administrative and other expenditures and tax expenses the Company has earned a profit of Rs. 55,691 (Figures in Hundreds) as compared to the profit of the Previous Financial year of Rs. 35,151 (Figures in Hundreds).

2. STATE OF AFFAIRS AND FUTURE PROSPECTS

Your director view of the expected expansion in the business, the Directors are hopeful of the better result in the future.

3. CHANGES IN BOARD OF DIRECTORS AND KEY MANAGERIAL PERSONNEL

There has been no change in the constitution of Board during the year. The structure of the Board remains the same.



4. DETAILS OF DIRECTORS OR KEY MANAGERIAL PERSONNEL

The following are the Directors and Key Managerial Personnel of the Company:

Sr. No.	Name of the Person	Designation	Date of Appointment
1.	Anish Padam Jain	Director	08/09/2020
2.	Nitish Padam Jain	Director	08/09/2020

5. BOARD'S COMMENT ON THE AUDITORS' REPORT

The auditor's Report does not contain any qualification, reservation, adverse remarks, or disclaimers. Notes to accounts are self-explanatory and does not call for any further comments.

6. AUDIT OBSERVATIONS

There are no qualifications, reservations or adverse remark or disclaimer made by the Auditor in his report.

7. NUMBER OF MEETINGS OF THE BOARD OF DIRECTORS

The Board of Directors duly met (4) Four times during the financial year from 1st April, 2022 to 31st March, 2023. The dates on which the meetings were held are as follows:

Sr. No.	Date of Board meeting	Nitish Padam Jain	Anish Padam Jain
1.	23/04/2022	Present	Present
2.	02/09/2022	Present	Present
3.	04/10/2022	Present	Present
4.	28/11/2022	Present	Present

The intervening gap between the meetings was within the period prescribed under the Companies Act, 2013.

8. NUMBER OF GENERAL MEETINGS:

Sr. No	Type of Meeting	Date of Meeting	Members entitle to attend	Members attended	Percentage of Holding
1.	Extra-Ordinary General Meeting	16/05/2022	4	4	4
2.	Annual General Meeting	30/09/2022	4	4	4



9. PARTICULARS OF LOANS AND INVESTMENT

The Company has not made any Investment, given guarantee and securities during the year under review. There for no need to comply provisions of section 186 of Companies Act, 2013.

10. WEB LINK OF ANNUAL RETURN, IF ANY

The company doesn't have any website. Therefore, no need for publication of Annual Return.

11. STATUTORY AUDITOR

As per the provisions of Section 139, 141 of the Companies Act, 2013 and rules made thereunder (hereinafter referred to as "The Act"), the Company at its 1st Annual General Meeting('AGM") held on 31st December, 2021 approved the appointment of M/s. M/s, Swaroop Jain & Co., Chartered Accountants (ICAI Firm Registration Number 112058W) as Statutory Auditor for a period of 5 years commencing from the conclusion of (1st AGM) till the conclusion of the (6th AGM) to be held in the year 2025-26.

12. MATERIAL CHANGES AND COMMITMENTS

There have been no material changes and commitments occurred between the end of the financial year to which the financial statements relate and the date of this Report, which affect the financial position of the Company.

13. DETAILS OF SIGNIFICANT AND MATERIAL ORDERS PASSED BY THE REGULATORS, COURTS AND TRIBUNALS

No significant and material order has been passed by the Regulators, courts, tribunals impacting the going concern status and Company's operations in future.

14. DIRECTORS' RESPONSIBILITY STATEMENT

The Directors would like to inform the Members that the Audited Accounts for the financial Pursuant to Section 134(5) of the Companies Act, 2013, Directors of the Company hereby state and confirm that:

- a. In the preparation of the annual accounts, the financial year ended 31st March ,2023 the applicable accounting standards read with requirements set out under Schedule III to the Act, have been followed and there are no material departures from the same;
- b. The Directors have selected such accounting policies and applied them consistently and made judgments and estimates that are reasonable and prudent so as to give a true and fair view of the state of affairs of the Company as the Company has earned profit in the financial year ended 31st March 2023.



- c. The Directors have taken proper and sufficient care for the maintenance of adequate accounting records in accordance with the provisions of the Act for safeguarding the assets of the Company and for preventing and detecting fraud and other irregularities.
- d. The Directors have prepared Annual accounts of the Company have been prepared on a 'going concern' basis;
- e. The Company being unlisted, sub clause (e) of section 134(3) of the Companies Act, 2013 pertaining to laying down Internal Financial controls is not applicable to the Company.

The directors had derived proper systems to ensure compliance with the provisions of all applicable laws and that such systems were adequate and operating effectively.

15.COMPLIANCE WITH SECRETARIAL STANDARD:

The Company has complied with the applicable Secretarial Standards (as amended from time to time) on meetings of the Board of Directors and Shareholders issued by The Institute of Company Secretaries of India and approved by Central Government under section 118(10) of the Companies Act, 2013.

16.DEPOSITS

The company has not accepted any deposits u/s 73 of Companies Act, 2013 during the year under. However, Company has accepted loan from directors or any other companies during the year as mentioned below:

Name of Director/Company	Loan taken during the year	Loan remaining at the end of the year
Mr. Anish Jain	2,50,000	2,50,000
Mr. Nitish Jain	25,000	25,000
Kasliwal Project Private Limited	10,171,000	10,171,000
CC Facility from SBI Bank	20,096,087	20,096,087
Bajaj Finance OD	3,019,765	3,019,765

17.PREVENTION OF SEXUAL HARASSMENT AT WORKPLACE ["POSH"]:

Our company has always believed in providing a safe and harassment free workplace for every individual working in the Company premises. Company always endeavors to create and provide an environment that is free from any discrimination and harassment.

The policy on prevention of sexual harassment at workplace aims at prevention of harassment of employees (whether permanent, temporary, ad-hoc, consultants, interns or contract workers irrespective of gender) and lays down the guidelines for identification, reporting and prevention of undesired behavior. The Company has duly constituted internal complaints committee as per the said Act



During the year ended 31st March, 2023, there were nil complaints recorded pertaining to sexual harassment.

18. CONTRACTS AND ARRANGEMENTS WITH RELATED PARTIES

All related party transactions that were entered into during the financial year ended March 31, 2023 were on an arm's length basis and were in the ordinary course of business. Therefore, the provisions of Section 188 of the Companies Act, 2013 were attracted.

There are no materially significant related party transactions during the year under review made by the Company with Promoters, Directors, or other designated persons which may have a potential conflict with the interest of the Company at large. Thus, disclosure in Form AOC-2 is required.

19. DETAILS OF FRAUD REPORTED BY AUDITORS

There were no frauds reported by the Statutory Auditors under provisions of Section 143(12) of the Companies Act, 2013 and rules made thereunder.


ACKNOWLEDGMENT

Your directors place on the record their appreciation of the Contribution made by employees, consultants at all levels, who with their competence, diligence, solidarity, co-operation and support have enabled the Company to achieve the desired results.

The board of Directors gratefully acknowledge the assistance and co-operation received from the Central and State Governments Departments, Shareholders and Stakeholders

**For and on behalf of the Board
Smidge Home Products Private Limited**

For SMIDGE HOME PRODUCTS PVT. LTD.



Director

**Anish Padam Jain
Director
DIN: 01873762**

For SMIDGE HOME PRODUCTS PVT. LTD.



Director

**Nitish Padam Jain
Director
DIN: 01902557**

**Dated: 01 September, 2023
Place: Vasai**

Annexure-A
FORM NO. AOC -2

(Pursuant to clause (h) of sub-section (3) of section 134 of the Act and Rule 8(2) of the Companies (Accounts) Rules, 2014.

Form for Disclosure of particulars of contracts/arrangements entered into by the company with related parties referred to in sub section (1) of section 188 of the Companies Act, 2013 including certain arm's length transaction under third proviso thereto.

1. Details of contracts or arrangements or transactions not at Arm's length basis. **No Transaction**

2. Details of contracts or arrangements or transactions at Arm's length basis.

Name (s) of the related party	Nature of relationship	Nature of transaction	Duration of the transaction	Salient terms of the transaction including the value, if any (in Rs.)	Date of approval by the Board	Amount paid as advances, if any
Sumeet Steel	Director is Proprietor	Purchase	For the year ended 31/03/2023	51,63,066	23/04/2022	NIL
Sumeet Steel	Director is Proprietor	Sales	For the year ended 31/03/2023	65,83,049	23/04/2022	NIL
Kasliwal Project Private Limited	Common Director	Sales	For the year ended 31/03/2023	45,162,053	23/04/2022	NIL
Kasliwal Project Private Limited	Common Director	Purchase	For the year ended 31/03/2023	11,82,869	23/04/2022	NIL

Suyukti Home Solutions Private Limited	Common Director	Sales	For the year ended 31/03/2023	42,550	23/04/2022	NIL
Suyukti Home Solutions Private Limited	Common Director	Purchase	For the year ended 31/03/2023	48,000	23/04/2022	NIL
Aramex Appliances Private Limited	Common Director	Sales	For the year ended 31/03/2023	26,66,160	23/04/2022	NIL

Smidge Home Products Private Limited

STATUTORY AUDIT REPORT

F. Y 2022-2023

Dated
September 01, 2023



Swaroop Jain and Co

Chartered Accountants

(Audit Department)

802 Wallfort House, Above Equitas Bank
S V Road, Goregaon West, Mumbai-400104

022-35123273/8655008989/9320308989

swaroopjain.com



SWAROOP JAIN & CO.

CHARTERED ACCOUNTANTS

H OFF. 802, Wallfort House, Above Equitas Bank, Near Citi Centre Mall, S V Road, Goregaon West, Mumbai-400104 Tel.No:022-35123273,Email: swaroopjain.co@gmail.com Website: swaroopjain.in

INDEPENDENT AUDITORS' REPORT

The Members of **Smidge Home products Private Limited**

Report on the audit of the financial statements

Opinion

We have audited the accompanying financial statements of **Smidge Home products Private Limited** ("the Company"), which comprise the balance sheet as at **March 31, 2023**, and the Statement of Profit and Loss and statement of cash flows for the year then ended, and notes to the financial statements, including a summary of significant accounting policies and other explanatory information.

In our opinion and to the best of our information and according to the explanations given to us, the aforesaid financial statements give the information required by the **Companies Act, 2013** ('Act') in the manner so required and give a true and fair view in conformity with the accounting principles generally accepted in India, of the state of affairs of the Company as at **March 31, 2023**, its **PROFIT** and cash flows for the year ended on that date.

Basis for opinion

We conducted our audit in accordance with the Standards on Auditing (SAs) specified under section 143(10) of the Act. Our responsibilities under those Standards are further described in the 'Auditor's Responsibilities for the Audit of the Financial Statements' section of our report. We are independent of the Company in accordance with the 'Code of Ethics' issued by the Institute of Chartered Accountants of India ("ICAI") together with the ethical requirements that are relevant to our audit of the Standalone Financial Statements under the provisions of the Act and the Rules thereunder, and we have fulfilled our other ethical responsibilities in accordance with these requirements and the Code of Ethics.

We believe that the audit evidence obtained us is sufficient and appropriate to provide a basis for our opinion on the Standalone Financial Statements.

Key audit matters

Key audit matters are those matters that, in our professional judgment, were of most significance in our audit of the financial statements of the current period. These matters were addressed in the context of our audit of the financial statements as a whole, and in forming our opinion thereon, and we do not provide a separate opinion on these matters.

Reporting of key audit matters as per SA 701, Key Audit Matters are not applicable to the Company as it is an unlisted company.

Information other than the financial statements and auditors' report thereon

The Company's Management and Board of Directors are responsible for the other information. The other information comprises the information included in the Board's report and Business Responsibility Report, but does not include the Financial Statements and our auditor's report thereon.

Our opinion on the Financial Statements does not cover the other information and we do not express any form of assurance conclusion thereon.

In connection with our audit of the Financial Statements, our responsibility is to read the other information and, in doing so, consider whether the other information is materially inconsistent with the Financial Statements or our knowledge obtained during the course of our audit or otherwise appears to be materially misstated.

If, based on the work we have performed, we conclude that there is a material misstatement of this other information; we are required to report that fact. We have nothing to report in this regard.

Management's responsibility for the financial statements

The Company's Board of Directors is responsible for the matters stated in section 134(5) of the Act with respect to the preparation of these financial Statements that give a true and fair view of the financial position, financial performance, Cash Flows of the Company in accordance with the accounting principles generally accepted in India, including the accounting Standards specified under section 133 of the Act. This responsibility also includes maintenance of adequate accounting records in accordance with the provisions of the Act for safeguarding of the assets of the Company and for preventing and detecting frauds and other irregularities; selection and application of appropriate accounting policies; making judgments and estimates that are reasonable and prudent; and design, implementation and maintenance of adequate internal financial controls, that were operating effectively for ensuring the accuracy and completeness of the accounting records, relevant to the preparation and presentation of the Financial Statement that give a true and fair view and are free from material misstatement, whether due to fraud or error.

In preparing the Financial Statements, the Management and Board of Directors are responsible for assessing the Company's ability to continue as a going concern, disclosing, as applicable, matters related to going concern and using the going concern basis of accounting unless management either intends to liquidate the Company or to cease operations, or has no realistic alternative but to do so.

Those Board of Directors is also responsible for overseeing the company's financial reporting process.

Auditor's responsibilities for the audit of the financial statements

Our objectives are to obtain reasonable assurance about whether the Financial Statements as a whole are free from material misstatement, whether due to fraud or error, and to issue an auditor's report that includes our opinion. Reasonable assurance is a high level of assurance but is not a guarantee that an audit conducted in accordance with SAs will always detect a material misstatement when it exists. Misstatements can arise from fraud or error and are considered material if, individually or in the aggregate, they could reasonably be expected to influence the economic decisions of users taken on the basis of these Financial Statements.

As part of an audit in accordance with SAs, we exercise professional judgment and maintain professional skepticism throughout the audit. We also:

- Identify and assess the risks of material misstatement of the Financial Statements, whether due to fraud or error, design and perform audit procedures responsive to those risks, and obtain audit evidence that is sufficient and appropriate to provide a basis for our opinion. The risk of not detecting a material misstatement resulting from fraud is higher than for one resulting from error, as fraud may involve collusion, forgery, intentional omissions, misrepresentations, or the override of internal control.
- Obtain an understanding of internal financial control relevant to the audit in order to design audit procedures that are appropriate in the circumstances. Under section 143(3)(i) of the Act, we are also responsible for expressing our opinion on whether the Company has adequate internal financial controls system in place and the operating effectiveness of such controls.
- Evaluate the appropriateness of accounting policies used and the reasonableness of accounting estimates and related disclosures made by the management and Board of Directors.
- Conclude on the appropriateness of Management and Board of Director's use of the going concern basis of accounting in preparation of the Financial Statements and, based on the audit evidence obtained, whether a material uncertainty exists related to events or conditions that may cast significant doubt on the Company's ability to continue as a going concern. If we conclude that a material uncertainty exists, we are required to draw attention in our auditor's report to the related disclosures in the Financial Statements or, if such disclosures are inadequate, to modify our opinion. Our conclusions are based on the audit evidence obtained up to the date of our auditor's report. However, future events or conditions may cause the Company to cease to continue as a going concern.
- Evaluate the overall presentation, structure, and content of the Financial Statements, including the disclosures, and whether the Financial Statements represent the underlying transactions and events in a manner that achieves fair presentation.

We communicate with those charged with governance regarding, among other matters, the planned scope and timing of the audit and significant audit findings, including any significant deficiencies in internal control that we identify during our audit.

We also provide those charged with governance with a statement that we have complied with relevant ethical requirements regarding independence, and to communicate with them all relationships and other matters that may reasonably be thought to bear on our independence, and where applicable, related safeguards.

From the matters communicated with those charged with governance, we determine those matters that were of most significance in the audit of the Financial Statements for the audit period and are therefore the key audit matters. We describe these matters in our auditors' report unless law or regulation precludes public disclosure about the matter or when, in extremely rare circumstances, we determine that a matter should not be communicated in our report because the adverse consequences of doing so would reasonably be expected to outweigh the public interest benefits of such communication.

Report on other legal and regulatory requirements

As required by the Companies (Auditor's Report) Order, 2020 ("the Order"), issued by the Central Government of India in terms of sub-section (11) of section 143 of the Companies Act, 2013, a statement on the matters specified in paragraphs 3 and 4 of the Order, is not applicable to the company as it is a small company as the turnover is not more than Rs 40 Crore or Paid up capital being more than Rs 4 crore.

As required by Section 143(3) of the Act, we report that:

(a) We have sought and obtained all the information and explanations which to the best of our knowledge and belief were necessary for the purposes of our audit;

(b) In our opinion, proper books of account as required by law have been kept by the Company so far as it appears from our examination of those books;

(c) The balance sheet, the statement of profit and loss, and the cash flow statement dealt with by this report are in agreement with the books of account;

(d) In our opinion, the aforesaid financial statements comply with the accounting standards specified under section 133 of the Act, read with rule 7 of the **Companies (Accounts) Rules, 2014**;

(e) On the basis of the written representations received from the directors as on **March 31, 2023** taken on record by the board of directors, none of the directors is disqualified as on **March 31, 2023** from being appointed as a director in terms of Section 164 (2) of the Act;

(f) Since the Company's turnover as per latest audited financial statements is less than Rs.50 Crores and its borrowings from banks and financial institutions at any time during the year is less than Rs.25 Crores, the Company is exempted from getting an audit opinion with respect to the adequacy of the internal financial controls over financial reporting of the company and the operating effectiveness of such controls vide notification dated June 13, 2017;

(g) With respect to the other matters to be included in the Auditor's Report in accordance with Rule 11 of the Companies (Audit and Auditors) Rules, 2014, in our opinion and to the best of our information and according to the explanations given to us;

a. The Company does not have any pending litigations which would impact its financial position;

b. The Company did not have any long-term contracts including derivative contracts for which there were any material foreseeable losses; and

c. There has been no delay in transferring amounts, required to be transferred, to the Investor Education and Protection Fund by the Company

d. The management has represented that, to the best of its knowledge and belief, no funds have been advanced or loaned or invested (either from borrowed funds or share premium or any other sources or kind of funds) by the Company to or in any other persons or entities, including foreign entities ("Intermediaries"), with the understanding, whether recorded in writing or otherwise, that the Intermediary shall:

- directly or indirectly lend or invest in other persons or entities identified in any manner whatsoever ("Ultimate Beneficiaries") by or on behalf of the Company or
- provide any guarantee, security or the like to or on behalf of the Ultimate Beneficiaries.

e. The management has represented, that, to the best of its knowledge and belief, no funds have been received by the Company from any persons or entities, including foreign entities ("Funding Parties"), with the understanding, whether recorded in writing or otherwise, that the Company shall:

- directly or indirectly, lend or invest in other persons or entities identified in any manner whatsoever ("Ultimate Beneficiaries") by or on behalf of the Funding Party or
- provide any guarantee, security or the like from or on behalf of the Ultimate Beneficiaries; and

f. Based on such audit procedures as considered reasonable and appropriate in the circumstances, nothing has come to our notice that has caused us to believe that the representations under sub-clause (d) and (e) contain any material mis-statement.

g. The Company has not declared or paid any dividend during the year. Hence, the Company is not required to comply with the provision of the Section 123 of the Act.

h. With respect to the matter to be included in the Auditor's Report under Section 197(16) of the Act:

The Provisions of section 197(16) as amended read with schedule V to the Act are applicable only to the public companies. Accordingly, reporting under Section 197(16) of the Act for maximum permissible managerial remuneration, is not applicable to the company.

For Swaroop Jain & Co.
Chartered Accountants
FRN: 112058W


(CA Saurabh Jain)



Partner
M No: 141336
UDIN: 23141336BGPGXK6533

Place: Mumbai
Date: September 01, 2023

SMIDGE HOME PRODUCTS PRIVATE LIMITED

CIN: U27200MH2020PTC345552

Balance Sheet As On 31st March, 2023

(Figures in Hundreds)

Particulars	Note No.	FY 2023	FY 2022
A EQUITY AND LIABILITIES			
1 Shareholders' funds			
(a) Share capital	2	1,000.00	1,000.00
(b) Reserves and surplus	3	94,609.32	39,918.03
(c) Money Received against share warrents			
2 Share application money pending allotments		0.00	0.00
3 Non-current liabilities			
(a) Long-term borrowings	4	101,710.00	101,710.00
(b) Deferred tax liabilities (net)	5	4,458.20	2,988.96
(c) Other Long Term Liabilities		0.00	
(d) Long term provision		0.00	
4 Current liabilities			
(a) Short Term Borrowings	6	233,908.52	2,750.00
(b) Trade payables	7	177,218.55	417,400.35
(A) total outstanding dues of micro enterprises and small enterprises		0.00	0.00
(B) total outstanding dues of Creditors other than micro enterprises and small enterprises		177,218.55	417,400.35
(c) Other current liabilities	8	5,996.57	2,540.29
(d) Short-term provisions	9	13,730.88	5,482.11
TOTAL		632,632.04	573,789.75
B ASSETS			
1 Non-current assets			
(i) Property, Plant and Equipment	10	374,428.88	300,502.14
(ii) Intangible assets		613.49	944.74
(iii) Capital Work in progress		0.00	0.00
(iv) Intangible Assets under Development		0.00	0.00
(b) Non-current investments	11	0.00	0.00
(c) Deferred Tax Assets	12	0.00	0.00
(d) Long term loans and Advances	13	0.00	0.00
(e) Other Non Current Assets	14	4,415.80	3,261.34
2 Current assets			
(a) Current Investments			
(b) Inventories	15	32,443.12	25,452.11
(c) Trade receivables	16	188,047.61	166,951.72
(d) Cash and cash equivalents	17	991.50	7,309.01
(e) Short-term loans and advances	18	31,691.65	69,368.68
(f) Other Current Assets	19	0.00	0.00
TOTAL		632,632.04	573,789.75

See accompanying notes forming part of the financial statements


In terms of our report attached.

For Swaroop Jain & Co.

Chartered Accountants

Firm Registration No. 112058W

Saurabh Jain
Partner
Place: Mumbai
Date: September 01, 2023
UDIN : 23141336BGPGXK6533



For Smidge Home Products Private Limited

Anish Padam Jain
(Director)
DIN: 01873762

Nitish Padam Jain
(Director)
DIN: 01902557

SMIDGE HOME PRODUCTS PRIVATE LIMITED

CIN: U27200MH2020PTC345552

Statement Of Profit And Loss Account For The Year Ended March 31, 2023

(Figures in Hundreds)

	Particulars	Note No.	Figures for the current reporting period	Figures for the previous reporting period
			Rs.	Rs.
I	Revenue from operations (gross)	20	1,106,839.02	763,453.33
	Less: Excise Duty			
	Revenue from operations (net)		1,106,839.02	763,453.33
II	Other Income	21	0.00	0.00
III	Total Income (I+II)		1,106,839.02	763,453.33
IV	Expenses			
	(a) Cost of materials consumed	22	553,135.24	438,232.77
	(b) Purchase of Stock in Trade	23	0.00	0.00
	(c) Changes in inventories of finished goods, work-in-progress and stock-in-trade	24	-6,991.01	66,336.75
	(d) Employee benefits expenses	25	69,976.66	18,427.18
	(e) Finance costs	26	19,242.11	79.15
	(f) Depreciation and amortisation expenses	10	60,310.39	15,912.01
	(g) Other expenses	27		
	--Direct		293,536.52	156,926.84
	--Indirect		46,737.73	24,619.76
	Total Expenses		1,035,947.64	720,534.46
V	Profit before exceptional and extraordinary items and tax		70,891.38	42,918.87
VI	Exceptional Items		0.00	0.00
VII	Profit before extraordinary items and tax		70,891.38	42,918.87
VIII	Extraordinary items (Profit/Loss on sale of Equity Shares)		0.00	0.00
IX	Profit before Tax		70,891.38	42,918.87
X	Tax Expense:		15,200.12	7,768.03
	(a) Current tax expense		13,730.88	5,482.11
	(b) Deferred tax		1,469.24	2,285.92
XI	Profit / (Loss) for the period from continuing operations		55,691.26	35,150.84
XII	Profit / (Loss) from discontinuing operations		0.00	0.00
XIII	Tax from discontinuing operations		0.00	0.00
XIV	Profit/ (Loss) from discontinuing operations		0.00	0.00
XV	Profit/(Loss) for the Period		55,691.26	35,150.84
XVI	Earning per equity share:	28		
	(1) Basic(in Actual)		556.91	351.51
	(2) Diluted(in Actual)		556.91	351.51

In terms of our report attached.

For Swaroop Jain & Co.

Chartered Accountants

Firm Registration No. 112058W

Saurabh Jain
Partner
Place: Mumbai
Date: September 01, 2023
UDIN : 23141336BGPXK6533



For Smidge Home Products Private Limited

Anish Padam Jain
(Director)
DIN: 01873762

Nitish Padam Jain
(Director)
DIN: 01902557

SMIDGE HOME PRODUCTS PRIVATE LIMITED
Statement of Cash Flows for the Financial Year 2022-2023

	FY 2023	FY 2022
A Cash Flows from Operating Activities:		
Net Profit before Taxation and Prior Period & Extraordinary Items	70,891.38	42,918.85
Adjustments for :		
Depreciation on Fixed Assets	60,310.39	15,912.01
Finance Costs	19,242.11	79.15
Adjustments routed through other comprehensive Income	-999.97	0.00
Interest and Other Income	0.00	0.00
Operating Profit before Working Capital Changes	149,443.91	58,910.02
Adjustments for Working Capital Changes :		
Changes in Inventories	-6,991.01	66,336.75
Changes in Trade Receivables	-21,095.88	-134,773.58
Changes in Short Term Loans and Advances	37,677.03	-31,710.48
Changes in Short Term Borrowings	231,158.52	0.00
Changes in Trade Payables	-240,181.80	339,511.14
Changes in Other Current Liabilities	3,456.28	2,234.38
Changes in Short Term Provisions	8,248.77	5,150.01
Changes in other current assets	0.00	0.00
Net cash generated from Operating Activities	161,715.82	305,658.23
Income Taxes Paid	-13,730.88	-5,482.11
Cash Flow before Prior Period and Extraordinary Items	147,984.94	300,176.12
Cash Flow from Prior Period and Extraordinary Items	0.00	0.00
Net Cash Flow from Operating Activities -----(A)	147,984.94	300,176.12
B Cash Flow from Investing Activities :		
Purchase of Fixed Assets	-133,905.88	-290,180.25
Interest and Other Income	0.00	0.00
Purchase/Sales of investments	0.00	0.00
Investment in Shares	0.00	0.00
Deposits	-1,154.46	-3,261.34
Net Cash Flow from Investing Activities -----(B)	-135,060.34	-293,441.59
C Cash Flow from Financing Activities :		
Issue of Share Capital	0.00	0.00
Securities Premium Received	0.00	0.00
Long Term Borrowings	0.00	0.00
Loans and Advances	0.00	0.00
Finance Costs	-19,242.11	-79.15
Net Cash Flow from Financing Activities -----(C)	-19,242.11	-79.15
Net Increase in Cash and Cash Equivalents (A) + (B) + (C)	-6,317.51	6,655.38
Cash & Cash Equivalents at the beginning of the period	7,309.01	653.63
Cash & Cash Equivalents at the end of the period	991.50	7,309.01

For Swaroop Jain & Co.
Chartered Accountants
Firm Registration No. 112058W

Saurabh Jain
Partner
Place: Mumbai
Date: September 01, 2023
UDIN : 23141336BGPXK6533



For Smidge Home Products Private Limited

Anish Padam Jain
(Director)
DIN: 01873762

Nitish Padam Jain
(Director)
DIN: 01902557

STATEMENT OF CHANGES IN EQUITY

Statement of changes of equity for the period ended March 31, 2023

B. Other Equity								
	Balance at the beginning of the reporting period	Changes in accounting policy/prior period items	Restated balance at the beginning of the reporting period	Total Comprehensive Income for the year	Dividends	Transfer to retained earnings	Any other change	Balance at the end of reporting period
i) Equity component of other financial instruments	-	-	-	-	-	-	-	-
ii) retained earnings	39,918.03	-	-	(999.97)	-	55,691.26	-	95,609.29
iii) reserves	-	-	-	-	-	-	-	-
1.1 Reserves representing unrealised gain/losses	-	-	-	-	-	-	-	-
Revaluation surplus	-	-	-	-	-	-	-	-
Exchange differences on translating the financial Statements of a foreign operation	-	-	-	-	-	-	-	-
Others	-	-	-	-	-	-	-	-
	-	-	-	-	-	-	-	-
1.2 Other reserves to be specified separately	-	-	-	-	-	-	-	-
Securities premium	-	-	-	-	-	-	-	-
iii) Total Reserves	-	-	-	-	-	-	-	-
iv) Money received against share warrants	-	-	-	-	-	-	-	-
v) Others	-	-	-	-	-	-	-	-

SMIDGE HOME PRODUCTS PRIVATE LIMITED				
Notes Annexed To And Forming Part Of The Balance Sheet				
Note -2. SHARE CAPITAL			(Rs. in Hundreds)	
Particulars	FY 2023		FY 2022	
	Number of shares	Rs.	Number of shares	Rs.
(a) Authorised 10000 Equity shares of Rs.10/- each with voting rights	10,000	1,000	10,000	1,000
(b) Issued, Subscribed and Paid up 10000 Equity shares of Rs.10 each with voting rights	10,000	1,000	10,000	1,000
Total	10,000	1,000	10,000	1,000
List of Shareholders holding more than 5% share capital				
Name of Shareholders	No. of Shares	%	Value/Share	Total Value
Anish Padam Jain	2,500	25%	10	250
Nitish Padam Jain	2,500	25%	10	250
Bhavesh Patel	2,500	25%	10	250
Jayantilal Jain	2,500	25%	10	250
TOTAL	10,000	100%		1,000

TERMS/RIGHTS ATTACHED TO EQUITY SHARE :

The company has only one class of share capital i.e. equity shares having face value of Rs 10 per share
Each holder of equity share is entitled to one vote per share.

The dividend if any proposed by the Board of Directors is subject to the approval of the shareholders in the ensuing Annual General Meeting, except in case of interim dividend.

In the event of liquidation, the equity shareholders are eligible to receive the remaining assets of the company after distribution of all preferential amounts, in proportion to their shareholding.

NOTE 2A. SHARES HELD BY PROMOTORS

Promotor's Name	Current Reporting Period		Previous reporting Period	
	No of shares	% of Total Shares	No of shares	% of Total Shares
		% Change during the Year		% Change during the Year
Anish Padam Jain	2,500	25%	2,500	25%
		0%		0%
Nitish Padam Jain	2,500	25%	2,500	25%
		0%		0%
Bhavesh Patel	2,500	25%	2,500	25%
		0%		0%
Jayantilal Jain	2,500	25%	2,500	25%
		0%		0%

NOTE- 2B. STATEMENTS OF CHANGES IN EQUITY

Particulars	Current Reporting Period	Previous reporting Period
Balance at the beginning of the current reporting period	10,000	10,000
Changes in Equity Share Capital due to prior period error	0	0
Related Balance at the beginning of the current reporting period	10,000	10,000
<u>Changes in Equity Share Capital during the current year</u>		
---Shares issued on exercise of ESOP	0	0
---Shares issued as Right Issue	0	0
Balance at the end of the current reporting period	10,000	10,000

For The Period Of Five Years Immediately Preceding The Date As At Which The Balance Sheet Is Prepared:

(A) "NIL" Aggregate number and class of shares allotted as fully paid-up pursuant to contract(s) without payment being received in cash.

(B) "NIL" Aggregate number and class of shares allotted as fully paid-up by way of bonus shares.

(C) "NIL" Aggregate number and class of shares bought back.

Shares In Respect Of Each Class In The Company Held By Its Holding Company Or Its Ultimate Holding Company Including Shares Held By Or By Subsidiaries Or Associates Of The Holding Company Or The Ultimate Holding Company In Aggregate

"NIL"

NOTE-10

FIXED ASSETS - Tangible Assets

		GROSS BLOCK				DEPRECIATION				IMPAIRMENT	RESIDUAL	NET BLOCK	
S.No	Particulars	Balance as on 01-Apr-22	Additions	Deductions	Balance as on 31-Mar-23	Opening 01-Apr-22	Deductions	For the year	upto 31-Mar-23	As at 31-Mar-23	VALUE 5%	As at 31-Mar-23	As at 31-Mar-22
A	Property Plant & Equipment												
1	Office Equipment												
	---Owned	132.50	0.00	0.00	132.50	20.45	0.00	50.98	71.43	0.00	6.63	61.07	112.05
2	Computers												
	---Owned	802.32	544.00	0.00	1346.32	345.13	0.00	322.94	668.07	0.00	67.32	678.25	457.19
3	Plant & Machinery												
	---Owned	314360.43	131601.88	0.00	445962.31	15798.58	0.00	58873.83	74672.41	0.00	22298.12	371289.90	298561.85
4	Furniture & Fixtures												
	---Owned	144.00	1760.00	0.00	1904.00	3.98	0.00	412.00	415.98	0.00	95.20	1488.02	140.02
5	Electrical Installations & Equipments												
	---Owned	1325.00	0.00	0.00	1325.00	93.97	0.00	319.39	413.36	0.00	66.25	911.64	1231.03
	TOTAL	316764.25	133905.88	0.00	450670.13	16262.11	0.00	59979.14	76241.25	0.00	22533.51	374428.88	300502.14
B	Intangible Assets												
	Trademark	1325.00	0.00	0.00	1325.00	380.26	0.00	331.25	711.51	0.00	0.00	613.49	944.74
	TOTAL	1325.00	0.00	0.00	1325.00	380.26	0.00	331.25	711.51		0.00	613.49	944.74
	Previous Year	27909.00	290180.25	0.00	318089.25	730.36	0.00	15912.01	16642.37	0.00	1395.45	301446.88	27178.64

The Company has not done any revaluation of its Property Plant and Equipment. In case of any revaluation company shall get the revaluation done by a registered valuer as defined under rule 2 of the Companies (Registered Valuers and Valuation) Rules, 2017

CAPITAL WORK IN PROGRESS (CWIP)

(a) Ageing Schedule

CWIP	Amount in CWIP for a period of				Total
	Less than 1 year	1-2 years	2-3 Years	More than 3 years	
Projects in progress Projects temporarily suspended	NIL				

(b) Completion Schedule

CWIP	To be Completed in				Total
	Less than 1 year	1-2 years	2-3 Years	More than 3 years	
Project 1	NIL				
Project 2					

INTANGIBLE ASSETS

(a) Ageing Schedule

Instangible Assets under Development	Amount in CWIP for a period of				Total
	Less than 1 year	1-2 years	2-3 Years	More than 3 years	
Project 1	NIL				
Project 2					

(b) Completion Schedule

Instangible Assets under Development	To be Completed in				Total
	Less than 1 year	1-2 years	2-3 Years	More than 3 years	
Project 1	NIL				
Project 2					

SMIDGE HOME PRODUCTS PRIVATE LIMITED
Notes Annexed To And Forming Part Of The Balance Sheet

Note 3: RESERVES AND SURPLUS

Particulars	FY 2023	FY 2022
(A) Securities premium account		
Opening balance	0.00	0.00
Add/Less: Changes during the year	0.00	0.00
Closing Balance	0.00	0.00
(B) Surplus / (Deficit) in Statement of Profit and Loss		
Opening balance	39,918.03	4,767.19
Add: Profit / (Loss) for the year	70,891.38	42,918.87
Add: Comprehensive Income for the year	0.00	0.00
Less: Comprehensive Income for the year	999.97	0.00
Less: Provision for Income Tax	13,730.88	5,482.11
Less: Provision for Deferred Tax	1,469.24	2,285.92
Closing balance	94,609.32	39,918.03
Total	94,609.32	39,918.03

Note 4: LONG TERM BORROWINGS

Particulars	FY 2023		FY 2022	
	Secured	Unsecured	Secured	Unsecured
Unsecured Loan from Kasliwal Projects Pvt Ltd		101,710.00		101,710.00
TOTAL	0.00	101,710.00	0.00	101,710.00

The loans are in the nature of Unsecured Loans

PERIOD AND AMOUNT OF CONTINUING DEFAULT AS ON THE BALANCE SHEET DATE IN REPAYMENT OF LOANS AND INTEREST

"NIL"

Note 5: DEFERRED TAX LIABILITY

Particulars	FY 2023	FY 2022
Opening Balance	2,988.96	703.04
Add: Deferred tax Liabilities	1,469.24	2,285.92
Less: DTA Adjusted	0.00	0.00
TOTAL	4,458.20	2,988.96

Note 6: SHORT TERM BORROWINGS

Particulars	FY 2023		FY 2022	
	Secured	Unsecured	Secured	Unsecured
<u>Loans repayable on demand from Banks</u>				
-CC Facility from SBI Bank	200,960.87			
Bajaj Finance OD	30,197.65			
	0.00		0.00	
<u>From Related Parties</u>	0.00		0.00	
Anish Jain	0.00	2,500.00	0.00	2,500.00
Nitish Jain	0.00	250.00	0.00	250.00
TOTAL	231,158.52	2,750.00	0.00	2,750.00

The loans are in the nature of Unsecured Loans from Directors

In respect of working capital loans if any, quarterly returns or statements of current assets filed by the company with banks are in agreement with the books of accounts.

The Company has not been declared wilful defaulter by any bank or financial institution or government or any government authority.

PERIOD AND AMOUNT OF CONTINUING DEFAULT AS ON THE BALANCE SHEET DATE IN REPAYMENT OF LOANS AND INTEREST

"NIL"

Note 7: TRADE PAYABLES

Particulars	FY 2023		FY 2022	
	MSME Dues	Others	MSME Dues	Others
<u>A) Dues of Micro, Small and Medium Enterprises</u>	"Nil"		"Nil"	
<u>B) Other Trade Payables</u>				
A to Z Welder		76.70		635.80
Aarambh Traders		-110.75		51.57
Aayasa Steel India		44.16		0.00
Acme Print & Pack		9,262.95		23,393.93
Adarsh Electric Works		-14.16		0.00
Adarsh Transport Co.		0.00		20.75
AMAZON SELLER SERVICES		7.15		0.00
Ambika Moulding		0.00		254.88
AMRIT POLYCHEM PRIVATE LIMITED		3,806.68		10,060.68
Arohi Air Tech		472.00		0.00
Arpit Labels		123.31		0.00
Arun S. Panda		49.50		0.00
Ashraf Plast		0.00		505.67
AZE Global		2,195.37		0.00
B H Traders		131.03		497.32
Badri Hardware Tools & Machinery		42.48		0.00
Bafna Steel		5,437.79		0.00
Bhawani Metal Industries		0.00		643.57
Chheda Management Consultants LLP		188.80		0.00
Cosmic Packaging		0.00		1,871.76
DARSHAK CORPORATION		53.69		33.04
Darshak Electric And Hardware		50.21		0.00
Darshak Hardware		248.45		0.00
Design Insects		75.36		32.16
Dev Polytech		15.34		0.00
Durga Electrical		0.00		313.50
Durgavati Industries		336.55		244.29
Elite Print Pack		3,457.81		9,899.00
Fidelity Tradelink Pvt. Ltd.		50,194.57		0.00
Fine Chemical Industries		65.31		0.00
G. D. Industries		2,798.29		858.56
Gajanan Steel Corporation		573.31		971.68
Ganesha Plastics		858.81		0.00
Giriraj Enterprise		0.00		21,539.96
GMM Coatings Pvt. Ltd.		5,227.85		0.00
Goyal & Shah LLP		120.00		109.00
Great Mega Holdings Ltd		0.00		-7,949.96
Gyankaar Technologies Private Limited		0.00		-250.00
Handy Logistics		1,259.60		0.00
Hasmukhsinh Solanki		0.00		-500.00
Home Zone Stainless Pvt. Ltd.		2,846.34		0.00
Ideal Industries		0.00		39.41
Inox Enterprise		-527.75		0.00
Jash Polymer		1,416.00		0.00
Jayesh Laxman Gharat		111.90		122.00
JK ENGINEERING CO □		51.06		40.72
JV Tools		-400.00		0.00
Ketan Foils		5,367.75		25,750.66
Khodiyar Chemical		71.74		1,204.54
Khushi Air Component		-2,000.00		-1,483.75
KNK Labour Work		117.10		0.00
LIFE COLOR PIGMENTS & MASTERBATCHES		141.60		0.00
M H Enterprise		758.23		0.00
M K PLASTICS		212.40		212.40
M.M Polymers		0.00		7,530.77
Mansi Spray Tech		437.47		815.53
Mega Bright Industries		250.00		250.00
Megha Colourchem		30.98		265.15
Metro Bright Bar India Pvt Ltd		-6.46		2,773.75
Micro Tech		349.80		-1,615.00
Microworld Computers		0.00		168.16

Millennium Fire Service		0.00		169.92
Mitesh Engravers		132.13		709.60
MR RJ Engineering Works		-118.00		0.00
New Enterprises		11.36		11.36
Nilkanth Industries		2,684.50		0.00
Nityananda Dies & Tools		2,871.60		4,007.00
Noor Traders		299.84		0.00
Om Gurukrupa Ind.		1,534.00		0.00
P.K Ecopack Pvt. Ltd.		612.47		24.78
Pack Rack		4,471.20		0.00
Padmavati Plastic		605.10		1,711.70
Paracal Enterprises		70.80		0.00
Parag Security Services		193.05		193.05
Parshneel Fab		252.45		6,723.12
Parshva Metal Works		0.00		521.71
PATIL RMD ENTERPRISES		234.82		177.44
Picasso Home Products Pvt. Ltd		12,140.86		12,140.86
Picasso Home Products Pvt. Ltd. (Unit - III)		110,979.99		248,979.99
Picasso Lighting & Luminaries		169.45		253.86
Polite Industries		-14.55		0.00
PRAGATI INDUSTRIAL & H/W		30.40		0.00
R. R. Indutries		0.00		-1,705.98
Rajeshwar Plastic		1,578.46		211.33
RANDHIR METAL AND ALLOYS PVT LTD		16.76		0.00
Ranjeet Vasudev Patil		110.00		299.00
Rayyan Plast And Co		0.00		17.00
Riddhi Siddhi Plast		615.35		0.00
Ritu Engineering		1,246.66		1,629.66
S.S Gas & Equipments		654.90		0.00
S.S Plastic		885.00		4,594.82
Sahil Steel		492.39		0.00
Sai Nutan Canting		257.53		0.00
Sai Nutan Tempo Service		99.35		0.00
SANGHVI TRADE CENTRE		14.17		0.00
Sankalp Industry		2,134.62		0.00
Screen O Make Pvt. Ltd		14.87		0.00
Seervi Industries		1,162.68		5,626.67
Shikha Engineering Works		162.84		141.60
Shree Ambika Moulding		998.48		0.00
Shree Ambika Plast		129.80		-3,981.52
Shree Priti Ace Metals Pvt Ltd		0.00		9,565.91
Shri Ram Painting Works		0.00		7,295.59
Shri Ram Surface Finish		170.30		170.30
Siddivinayak Enterprises		337.11		244.86
Soham Industries		1,000.00		0.00
Soni Industries		0.00		227.42
Srishti Enterprises		12,253.52		8,836.14
Ss Gas & Equipments		0.00		520.38
Star Fabricators		0.00		705.80
Star Marketing		460.20		0.00
Steel Process Industries		0.00		28.04
Sumeet Steel-Glass		-87,746.25		0.00
Tirupati Corrugator		252.97		0.00
Turakhia Traders		618.20		63.12
Udaya Udhyog		2,262.77		2,357.60
UV Surface System		767.00		0.00
Venus Enterprise		1,616.50		1,284.47
Vertex Air Power Solutions LLP		48.97		0.00
Vijay Polymers		0.00		3,540.01
Vikash Transport Service		0.00		327.14
Vir Industries		875.56		501.50
Yunik Air Solutions		0.00		164.20
Zankar Enterprises		490.65		0.00
ZTECH ENTERPRISES		-200.60		-200.60
TOTAL	0.00	177,218.55	0.00	417,400.35

Ageing Analysis

Outstanding for following periods from due date of payment/transaction date

Particulars	FY 2023		FY 2022	
Less than 1 Year	0.00	164,441.18	0.00	404,622.98
1-2 Years	0.00	12,777.37	0.00	12,777.37
2-3 Years	0.00	0.00	0.00	0.00
More than 3 years	0.00	0.00	0.00	0.00
Total	0.00	177,218.55	0.00	417,400.35

Disclosure under section 22 of the MICRO, SMALL & MEDIUM DEVELOPMENT ACT 2006

Particulars	FY 2023	FY 2022
Principal amount remaining unpaid to suppliers	"Nil"	"Nil"
Interest due on the above mentioned principal	"Nil"	"Nil"
Amount of interest paid by the company in terms of section 16	"Nil"	"Nil"
Amount of Interest due and payable for the period of delay in making payment but without adding the interest as specified	"Nil"	"Nil"
Amount of interest accrued and remainig unpaid	"Nil"	"Nil"

The dues has been determined on the basis of intimation received from "supplier" regarding their status under the Act. The company has not received any such intimation.

Note 8 OTHER CURRENT LIABILITIES

Particulars	FY 2023	FY 2022
<u>Dues towards Statutory Authorities</u>		
GST Payable-RCM	11.98	35.17
TDS Liability	85.90	99.54
Salary Payable	776.02	1,412.57
Provision for electricity	4,138.20	0.00
<u>Liability related to expenses</u>		
PT Payable	41.75	156.50
ESIC Payable	192.84	36.51
Payable to Swaroop Jain	300.00	600.00
Payable to BSJ Services	200.00	200.00
PF Payable	249.88	0.00
<u>Liability towards Related Parties</u>		
Total	5,996.57	2,540.29

Note 9 SHORT TERM PROVISIONS

Particulars	FY 2023	FY 2022
Provision for Tax	13,730.88	5,482.11
Total	13,730.88	5,482.11

Note 11 NON CURRENT INVESTMENTS

At cost unless otherwise specified

Particulars	FY 2023	FY 2022
<u>Investments in Equity Instruments</u>	0.00	0.00
<u>Others</u>	0.00	0.00
Total	0.00	0.00

Details of Subsidiaries

Particulars	Percentage of Shareholding	Partly-Paid/Fully-Paid
Nil	0.00	Fully-Paid
	Face Value per Share	Amount
	0.00	0.00

Details of quoted /unquoted Investments

Particulars	FY 2023	FY 2022
<u>Aggregate amount of unquoted investments</u>		
--Book Value	0.00	0.00
<u>Aggregate amount of Quoted investments</u>		
--Book Value	0.00	0.00
--Market Value	0.00	0.00

Title deeds of immovable Property not held in name of the Company

Description of the Property	Gross Value	Title Deed held in the name of	Whether title deed holder is a promoter, director or relative# of promoter*/director or employee of promoter/director	Reason for not being held in the name of the company
NIL				

Note: No Proceedings have been initiated or pending against the company for holding any benami property under the Benami Transactions (Prohibition) Act, 1988 (45 of 1988) and the rules made thereunder

Note 12: DEFERRED TAX ASSETS

Particulars	FY 2023	FY 2022
Opening Balance	0.00	0.00
Less: Current year deferred tax liability adjusted	0.00	0.00
Add: Deferred tax Assets	0.00	0.00
TOTAL	0.00	0.00

Note 13 LONG TERM LOANS AND ADVANCES

Particulars	FY 2023		FY 2022	
	Considered Good	Considered Doubtful	Considered Good	Considered Doubtful
<u>To Related Parties</u>				
<u>To Others</u>				
Total	0.00	0.00	0.00	0.00

Type of Borrower	Amount of loan and Advance in the nature of Loan outstanding	Percentage to the total Loans and Advances in the nature of loans	Amount of loan and Advance in the nature of Loan outstanding	Percentage to the total Loans and Advances in the nature of loans
Repayable on Demand				
Promotors	0.00	0.00	0.00	0.00
Directors	0.00	0.00	0.00	0.00
KMPs	0.00	0.00	0.00	0.00
Related Parties	0.00	0.00	0.00	0.00
without specifying any terms or period of repayment				
Promotors	0.00	0.00	0.00	0.00
Directors	0.00	0.00	0.00	0.00
KMPs	0.00	0.00	0.00	0.00
Related Parties	0.00	0.00	0.00	0.00

Note 14 NON CURRENT ASSEST

Particulars	FY 2023	FY 2022
Deposits		
Deposit for Gala	2,500.00	2,500.00
Deposit with MSEDCL	1,915.80	761.34
Total	4,415.80	3,261.34

Note 15 INVENTORIES

(At lower of cost and net realisable value)

Particulars	FY 2023	FY 2022
Raw Materials		
---In Stock	0.00	0.00
Work-in-progress		
---In Stock	0.00	0.00
Finished goods		
---In Stock	32,443.12	25,452.11
Stock-in-trade(in respect of goods acquired for trading)		
---In Stock		
Total	32,443.12	25,452.11

Note 16 TRADE RECEIVABLES

Particulars	FY 2023		FY 2022	
	Considered Good	Considered Doubtful	Considered Good	Considered Doubtful
<u>Disputed</u>	"Nil"		"Nil"	
<u>Undisputed</u>				
Aramex Appliances Pvt Ltd	27,334.34		0.00	
Acetech Ventures Llp	0.00		70.56	
Amazon Sale - Intrastate	49.40		751.60	
Anmol Enterprises	0.00		-7,970.83	
Avon Cycles Limited	0.00		33.60	
Aze Print O Pack	1,336.48		1,336.48	
Behome Inc	0.00		15,680.00	
Bhavya Overseas	7.88		0.00	
Bluplast Home Products	0.00		77,136.64	
Brilliant Electricals & Electronics Pvt. Ltd.	7,929.60		11,389.51	
Brilliant International Llp	0.00		15.74	
Dev Enterprises	15,722.27		0.00	
Dinesh Enterprise	162.96		705.60	
Homeline Products	0.00		1,259.55	
J.P.Steel Products	-1,000.00		0.00	
Karnavati Corporation	2,341.36		616.00	
Kasliwal Projects Pvt Ltd-Dr	154,474.35		51,645.99	
Krish Cookware Llp	0.00		322.56	
Linchpin 360	489.26		0.00	
M/S Anmol	-136.29		0.00	
Mahavir Home Appliances Branch	0.00		20.50	
Matrix International	0.00		3,118.08	
Muhaz Enterprises	3,485.66		0.00	
Mutha Impex	0.00		28.99	
Nandu Plumber	-180.00		0.00	
Parekh Light	201.60		201.60	
Patel Marketing	65.66		0.00	
Poonam Corporation	0.00		-990.59	
Praco Houseware Pvt. Ltd.	2,389.60		-3,671.60	
Pratham Sales	5,093.05		-4,995.14	
R K Plastoware	0.00		26.88	
Rajendra Bhandar	24.03		24.03	
Rishabh Industries	2.89		2.89	
Ritu Engineering Dr	831.39		0.00	
Samay Steel Industries	0.00		-507.62	
Selwel Inc	0.00		43.01	
Shivam Plast	0.00		17.14	
Shree Balajee Home Products Pvt Ltd	5,471.34		9,471.34	
Shree Balaji Metal Industries	6,796.31		10,718.02	
Shreepal Industries	0.00		65.72	
Stuff Plus	100.46		0.00	
Sumeet Steel	-48,242.40		-4,220.13	
Suraj International	0.00		-500.00	
Suvidha Kitchenwares	0.00		416.09	
Suyukti Home Solutions Private Limited	-64.31		0.00	
Unicorn Gift	0.00		210.00	
Varad Kitchen Pro	3,396.70		0.00	
Vibgyor International	0.00		163.20	
Vrushali Gifts	-35.99		0.00	
Yash Merchandising	0.00		4,316.31	
TOTAL	188,047.61	0.00	166,951.72	0.00

Ageing Analysis				
Outstanding for following periods from due date of payment/transaction date				
Particulars	FY 2023		FY 2022	
Less than 6 Months	186,482.61	0.00	165,386.72	0.00
6 Months -1Year	0.00	0.00	0.00	0.00
1-2 Years	1,565.00	0.00	1,565.00	0.00
2-3 Years	0.00	0.00	0.00	0.00
More than 3 years	0.00	0.00	0.00	0.00
Total	188,047.61	0.00	166,951.72	0.00
Note 17 CASH AND CASH EQUIVALENTS				
Particulars	FY 2023		FY 2022	
Cash in Hand				
Cash (Including Petty Cash)		991.50		1,425.98
Balance with Banks				
ICICI Bank		0.00		5,883.03
Total		991.50		7,309.01
Note 18 SHORT TERM LOANS AND ADVANCES				
Particulars	FY 2023		FY 2022	
	Considered Good	Considered Doubtful	Considered Good	Considered Doubtful
To Related Parties				
Dues from Statutory Authorities				
Advance Tax	8,000.00		0.00	
GST Receivable	23,072.41		65,392.92	
TDS Receivable	619.24		672.23	
TCS Receivable	0.00		15.23	
TCS Receivable LY	0.00		3.87	
Advances to Suppliers				
Khushi Air	0.00		0.00	
Picasso Home Products Pvt. Ltd.	0.00		0.00	
Soni Industries	0.00		0.00	
Sun Glory Industry International	0.00		0.00	
Tech Process Solutions Ltd	0.00		0.00	
Other Dues				
Advance to Staff	0.00		3,284.43	
Total	31,691.65	0.00	69,368.68	0.00
Type of Borrower	Amount of loan and Advance in the nature of Loan outstanding	Percentage to the total Loans and Advances in the nature of loans	Amount of loan and Advance in the nature of Loan outstanding	Percentage to the total Loans and Advances in the nature of loans
Repayable on Demand				
Promotors	0.00	0.00	0.00	0.00
Directors	0.00	0.00	0.00	0.00
KMPs	0.00	0.00	0.00	0.00
Related Parties	0.00	0.00	0.00	0.00
without specifying any terms or period of repayment				
Promotors	0.00	0.00	0.00	0.00
Directors	0.00	0.00	0.00	0.00
KMPs	0.00	0.00	0.00	0.00
Related Parties	0.00	0.00	0.00	0.00

Note 19 OTHER CURRENT ASSETS

Particulars	FY 2023	FY 2022
<u>Prepaid Expenses</u>		
Total	0.00	0.00

Note 20 REVENUE FROM OPERATIONS

Particulars	FY 2023	FY 2022
<u>REVENUE FROM SALE OF PRODUCTS</u>		
EXPORTS	Nil	Nil
DOMESTIC		
Sales	1,108,414.07	762,660.19
Sub-Total	1,108,414.07	762,660.19
Less: Excise Duty		
Less: Debit Note & Sale Returns	2,654.08	209.91
SUB-TOTAL	1,105,759.99	762,450.28
<u>OTHER OPERATING REVENUE</u>		
Foreign Exchange Gain	1,079.03	943.59
Discount	0.00	59.46
Creditor for Goods Discount /Rounding Off	0.00	0.00
Debtors for Goods Discount /Rounding Off	0.00	0.00
Total	1,106,839.02	763,453.33

Note 21 OTHER INCOME

Particulars	FY 2023	FY 2022
Interest on FD	0.00	0.00
Dividend	0.00	0.00
Other Non Operating Income	0.00	0.00
Total	0.00	0.00

Note 22 RAW MATERIAL CONSUMED

Particulars	FY 2023	FY 2022
<u>IMPORTS</u>		
Opening Stock	0.00	0.00
Add: Purchases	0.00	0.00
Less: Closing Stock	0.00	0.00
<u>INDIGENOUS</u>		
Opening Stock	0.00	0.00
Add: Purchases	553,135.24	438,232.77
Less: Closing Stock	0.00	0.00
Total	553,135.24	438,232.77

Note 23 PURCHASES

Particulars	FY 2023	FY 2022
Purchases	0.00	0.00
Purchaes-Import	0.00	0.00
Total	0.00	0.00

Note 24 CHANGES IN INVENTORIES

Particulars	FY 2023	FY 2022
<u>FINISHED GOODS</u>		
Opening Stock	25,452.11	91,788.86
Less: Closing Stock	32,443.12	25,452.11
<u>WORK IN PROGRESS</u>		
Opening Stock		
Less: Closing Stock		
<u>RAW MATERIALS</u>		
Opening Stock	0.00	0.00
Less: Closing Stock	0.00	0.00
Total	-6,991.01	66,336.75

Note 25 EMPLOYEE BENEFIT EXPENSES

Particulars	FY 2023	FY 2022
<u>To Related Party</u>		
Director's Remuneration	0.00	0.00
Incentives to Director	0.00	0.00
<u>To Others</u>		
Salaries and wages	57,380.12	14,105.31
Staff Welfare	12,596.54	4,321.87
Total	69,976.66	18,427.18

Note 26 FINANCE COST

Particulars	FY 2023	FY 2022
<u>Interest Expenses</u>		
Bank Interest	10,319.75	0.00
<u>Other Borrowing Costs</u>		
Bank Charges	8,922.36	79.15
Total	19,242.11	79.15

Note 27 OTHER EXPENSES

Particulars	FY 2023	FY 2022
<u>Direct Expenses</u>		
Packaging & Forwarding Expenses	62,882.00	57,494.40
Transportation	6,766.80	3,521.54
Loading & Unloading Charges	9,277.35	206.88
Labour Job Charges	47,116.06	23,248.91
Factory Expenses	91,198.07	53,940.11
Electricity Charges	38,441.20	17,753.00
Designing Charges	1,405.80	752.00
CFS/Import Charges	1,552.31	0.00
Buffing Charges	33,660.41	0.00
Servicing Charges	1,236.52	10.00
Total-Part A	293,536.52	156,926.84
<u>Indirect Expenses</u>		
<u>Rent, Rates and Taxes</u>	11,507.00	0.00
<u>Business Promotion Expenses</u>		
Sales Promotion Expenses	7,604.65	330.81
<u>Printing and Stationery</u>		
Printing and Stationery	3,251.20	1,745.60
<u>Repairs and Maintenance</u>		
Office Maintenance and Repairs	4,232.82	2,588.58
<u>Travelling Expenses</u>		
Foreign	0.00	0.00
Domestic	4,365.21	3,656.57
<u>Other Expenses</u>		
Fees for Professional Services	200.00	333.00
Local Transportation	721.60	3,397.50
Professional Fees	5,270.00	1,855.00
Internet Charges	0.00	69.88
Medical Expenses	0.00	214.70
Quality Testing Charges	0.00	13.50
Misc Exp	1,552.91	2,470.00
Bank Guarantee Commission	0.00	0.00
Loading and Unloading Charges	0.00	2,137.50
Professional Tax	25.00	0.00
Courier Charges	5,086.15	3,526.98
Late filing charges	0.00	0.14
Insurance Charges	641.19	0.00
Security Guard Expenses	1,980.00	1,980.00

Payment to Auditors		
Statutory Audit Fees	300.00	300.00
Total-Part B	46,737.73	24,619.76

Note 28 EARNINGS PER SHARE

Particulars	FY 2023	FY 2022
<u>CALCULATION OF BASIC EPS</u>		
Profit After Tax For The Year (a)	55,691.26	35,150.84
Profit For Equity Shareholders (a)	55,691.26	35,150.84
No. Of Equity Shares (d)	10,000.00	10,000.00
Basic EPS (c/d)	556.91	351.51
<u>CALCULATION OF DILUTED EPS</u>		
Profit After Tax For The Year (a)	55,691.26	35,150.84
No. Of Equity Shares (b)	10,000.00	10,000.00
No. Of Convertible Equity Shares (c) (#)	0.00	0.00
Total No. Of Shares (b+c)= (d)	10,000.00	10,000.00
Diluted EPS (a/d) (#)	556.91	351.51

OTHER STATUTORY INFORMATION

1

To the best available information company does not have any transactions with companies struck off under section 48 of the Companies Act, 2013 or section 560 of Companies Act, 1956

Name of struck off Company	Relationship with the Struck off company, if any, to be disclosed	Balance outstanding	Nature of transactions with struck-off Company
			Investments in securities
			Receivables
			Payables
			Shares held by struck-off Company
			Other outstanding balances

2

There are no charges or satisfaction yet to be registered with Registrar of Companies beyond the statutory period.

3

The company has complied if any with the number of layers prescribed under clause (87) of section 2 of the Act read with Companies (Restriction on number of Layers) Rules, 2017

4

Formula	Ratios	FY 2023	FY 2022	% Change
Current Assets	Current Ratio	0.59	0.63	-6.50%
Current Liabilities				
Reason if any:				
Total Debt	Debt-Equity Ratio	3.51	2.55	37.50%
Total Equity				
Reason if any: Due to increase in working capital requirement				
Earnings before Finance Cost, Tax, Depreciation and Exceptional Items	Debt Service Coverage Ratio	7.82	744.27	-98.95%
Finance cost + Principal Repayments made during the year for long term loans				
Reason if any: Due to increase in working capital requirement				

Profit before extraordinary items after Tax	Return on Equity Ratio	0.82	1.51	-45.82%
Average Net Worth				
Reason if any: Due to increase in finance cost				
Cost of Goods Sold (Cost of Material Consumed + Purchases + Changes in Inventory + Direct Expenses)	Inventory Turnover Ratio	29.01	11.28	157.05%
Average Inventories of Finished Goods, Stock-in-Process and Stock-in-Trade				
Reason if any: Impact of increase in working capital requirement resulting into higher inventory turnover				
Revenue from Operations	Trade Receivables Turnover Ratio	6.24	7.67	-18.68%
Average Trade Receivables				
Reason if any:				
Cost of Goods Sold (Purchases of RM + Other Purchases + Direct Expenses)	Trade Payables Turnover Ratio	2.85	0.63	349.41%
Average Trade Payables				
Reason if any: Impact of increase in working capital requirement				
Revenue from Operations	Net Capital Turnover Ratio	-6.23	-4.80	-29.81%
Working Capital (Current Assets - Current Liabilities)				
Reason if any: Impact of increase in working capital requirement				
Profit After Tax (after exceptional items)	Net Profit Ratio	0.05	0.05	9.28%
Total Income				
Reason if any:				
Net Profit After Tax + Deferred Tax Expense/(Income) + Finance Cost (-) Other Income	Return on Capital Employed	0.27	0.30	-11.10%
Average Capital Employed **				
Reason if any:				
Other Income	Return on Investment	0.00	0.00	0.00%
Average Non Current Investments, Current Investments,Cash& Cash Equivalents				
Reason if any:				

** Capital employed includes Equity, Borrowings, Deferred Tax Liabilities, Creditor for Capital Expenditure and reduced by Investments, Cash and Cash Equivalents, Capital Work-in-Progress, Deferred Taxes and Intangible Assets under Development.

5

No scheme of arrangements has been approved by the Competent Authority in terms of sections 230 to 237 of the Companies Act, 2013, hence disclosure not applicable

6

To the best of company's knowledge and belief, no funds have been advanced or loaned or invested (either from borrowed funds or share premium or any other sources or kind of funds) including Holding Company or any of such subsidiaries to or in any other person(s) or entities, including foreign entities ("Intermediaries"), with the understanding, whether recorded in writing or otherwise, that the Intermediary shall, whether, directly or indirectly lend or invest in other persons or entities identified in any manner whatsoever by or on behalf of the company, its respective Holding Company or any of such subsidiaries ("Ultimate Beneficiaries") or provide any guarantee, security or the like on behalf of the Ultimate Beneficiaries.

SMIDGE HOME PRODUCTS PRIVATE LIMITED
NOTES FORMING PART OF THE FINANCIAL STATEMENTS

1) CORPORATE INFORMATION:

Smidge Home Products Pvt. Ltd. was incorporated on 08th September, 2020. To carry on the to carry on the business of stainless steel utensils, iron makers, iron founders, metal founders, steel, metal converters, steel plate makers, manufacturing of various kind of stainless steel utensils, apparatus and equipments and exporters, importers and dealers in all types of stainless steel utensils, machinery, plants, implements, tools, accessories and metal wares of every description, manufacturing and trading stainless steel utensils, founders of all metal, ferrous and non-ferrous tool makers, boiler makers, millwrights, machinists metal metallurgists, welders, tube, pipe and tank makers, platers, electroplaters of all substances, vulcanisers, fitters, carriers and contractors and to buy, sell, manufacture, repair, convert, alter, let on hire and deal in stainless steel machinery machines, implements, tools, rolling stocks; hardware and metals of all kind.

2) SIGNIFICANT ACCOUNTING POLICIES

a) Basis of preparation

These financial statements have been prepared in accordance with the Generally Accepted Accounting Principles in India ('Indian GAAP') to comply with the Accounting Standards specified under Section 133 of the Companies Act, 2013, read with Rule 7 of the Companies (Accounts) Rules, 2014 and the relevant provisions of the Companies Act, 2013. The financial statements have been prepared under the historical cost convention on accrual basis.

b) Use of estimates

The preparation of financial statements requires the management of the Company to make estimates and assumptions that affect the reported balances of assets and liabilities and disclosures relating to the contingent liabilities as at the date of the financial statements and reported amounts of income and expense during the year. Examples of such estimates include provisions for doubtful receivables, employee benefits, provision for income taxes, accounting for contract costs expected to be incurred, the useful lives of depreciable fixed assets and provisions for impairment. Future results could differ due to changes in these estimates and the difference between the actual result and the estimates are recognized in the period in which the results are known / materialize.

c) Fixed Assets

Fixed assets are stated at cost, less accumulated depreciation/amortization. Costs include all expenses incurred to bring the asset to its present location and condition.

d) Depreciation/ Amortization

In respect of fixed assets (other than freehold land and capital work-in-progress) depreciation/ amortization is charged on a written down value method.

e) Impairment

At each balance sheet date, the management reviews the carrying amounts of its assets included in each cash generating unit to determine whether there is any indication that those assets were impaired. If any such indication exists, the recoverable amount of the asset is estimated in order to determine the extent of impairment. Recoverable amount is the higher of an asset's net selling price and value in use. In assessing value in use, the estimated future cash flows expected from the continuing use of the asset and from its disposal are discounted to their present value using a pre-tax discount rate that reflects the current market assessments of time value of money and the risks specific to the asset. Reversal of impairment loss, if any is recognized as income in the statement of profit and loss.

d) Investments

Long-term investments and current maturities of long-term investments are stated at cost, less provision for other than temporary diminution in value. Current investments, except for current maturities of long-term investments, if any are stated at the lower of cost and fair value.

g) Revenue recognition

Revenues from contracts priced on a time and material basis are recognized when services are rendered and related costs are incurred.

Revenues are reported net of trade discounts.

Dividends are recorded on a cash basis.

Interest income is recognized on time proportion basis taking into account the amount outstanding and the rate applicable.

h) Taxation

Current income tax expense comprises taxes on income from operations in India. Income tax payable in India is determined in accordance with the provisions of the Income Tax Act, 1961.

Minimum Alternative Tax (MAT) paid in accordance with the tax laws in India, which gives rise to future economic benefits in the form of adjustment of future income tax liability, is considered as an asset if there is convincing evidence that the Company will pay normal income tax after the tax holiday period. Accordingly, MAT is recognized as an asset in the balance sheet when the asset can be measured reliably and it is probable that the future economic benefit associated with it will fructify.

Deferred tax expense or benefit is recognized on timing differences being the difference between taxable incomes and accounting income that originate in one period and is likely to reverse in one or more subsequent periods. Deferred tax assets and liabilities are measured using the tax rates and tax laws that have been enacted or substantively enacted by the balance sheet date.

In the event of unabsorbed depreciation and carry forward of losses, deferred tax assets are recognized only to the extent that there is virtual certainty supported by convincing evidence that sufficient future taxable income will be available to realize such assets.

In other situations, deferred tax assets are recognized only to the extent that there is reasonable certainty that sufficient future taxable income will be available to realize these assets.

Advance taxes and provisions for current income taxes are presented in the balance sheet after off-setting advance taxes paid and income tax provisions arising in the same tax jurisdiction for relevant tax paying units and where the Company is able to and intends to settle the asset and liability on a net basis. The Company offsets deferred tax assets and deferred tax liabilities if it has a legally enforceable right and these relate to taxes on income levied by the same governing taxation laws.

i) Foreign currency transactions

Income and expenses in foreign currencies are converted at exchange rates prevailing on the date of the transaction. Foreign currency monetary assets and liabilities if any other than net investments in non-integral foreign operations are translated at the exchange rate prevailing on the balance sheet date and exchange gains and losses are recognized in the statement of profit and loss

Particulars	Income (in Rs.)	Expenditure (In Rs.)
Gain and Loss on Foreign Currency transaction and translation	Nil	Nil
Royalty	Nil	Nil

Know-How	Nil	Nil
Professional and Consultation fees	Nil	Nil
Interest	Nil	Nil
Dividend	Nil	Nil
Other Matters	107903	Nil
Export of Goods on FOB basis	NA	NA

j) Inventories

Purchased goods-in-transit are carried at cost. Trading goods purchased by the Company are carried at lower of cost and net realizable value. Value of Imports Calculated on CIF Basis by the company during the financial year in respect:

Particulars	Amount (Rs)
Raw Materials	NIL
Component and Spare Parts	NIL
Capital Goods	NIL

Consumption Details:

Particulars	Consumed (In Rs)	% of Total Consumption
<u>IMPORTED</u>	Nil	Nil
Raw Materials	Nil	Nil
Spare Parts	Nil	Nil
Components	Nil	Nil
<u>INDIGENOUS</u>		
Raw Materials	5,53,13,524	100%
Spare Parts	Nil	Nil
Traded Goods	Nil	Nil

k) Provisions, Contingent Liabilities and Contingent Assets

A provision is recognized when the Company has a present obligation as a result of past event and it is probable that an outflow of resources will be required to settle the obligation, in respect of which reliable estimate can be made. Provisions (excluding retirement benefits) are not discounted to its present value and are determined based on best estimate required to settle the obligation at the balance sheet date. These are reviewed at each balance sheet date and adjusted to reflect the current best estimates.

Contingent liabilities, if any are not recognized in the financial statements. A contingent asset, if any is neither recognized nor disclosed in the financial statements.

l) Cash and cash equivalents

Apart from Cash and Bank Balances, the Company considers all highly liquid financial instruments, if any which are readily convertible into known amount of cash with original maturities of 3 months or less and which are not subject to an insignificant risk of change in value to be cash equivalents.

m) Earnings per share

The company reports basic and diluted earnings per equity share in accordance with AS-20, Earnings per share.

BASIC EPS

The earnings considered in ascertaining the company's basic EPS comprises the net profit after tax and include the post tax effect of any extra ordinary items. The number of share used in computing EPS is the weighted average number of shares outstanding during the year.

DILUTED EPS

The net profit / (loss) after tax and the weighted average number of shares outstanding during the year are adjusted for all the effects of diluted potential equity shares for calculating diluted EPS

n) As per Accounting Standard 18, the disclosures of transactions with the related parties as defined in the Accounting Standard are given below:

Name of Related Party	Relationship
Anish Padam Jain	Director
Nitish Padam Jain	Director
Kasliwal Projects Private Limited	Common Director
Bhavesh Patel	Shareholder Exercising Significant Influence
Jayantilal Jain	Shareholder Exercising Significant Influence
Sumeet Steel	Director is Proprietor
Suyukti Home Solutions Private Limited	Common Director
Aramex Appliances Private Limited	Common Director
Kasliwal Capital Management Private limited	Common Director

(A) Transactions:

Name of the party	Relationship	Nature of transaction	2022-2023	2021-2022
Sumeet Steel	Director is Proprietor	Sales	65,83,049/-	90,09,555/-
Kasliwal Projects Private Limited	Common Director	Sales	45,162,053/-	2,16,90,453/-
Sumeet Steel	Common Partner	Purchase	51,63,066/-	24,34,577/-
Kasliwal Projects Private Limited	Common Director	Purchase	11,82,869/-	0/-
Suyukti Home Solutions Private Limited	Common Director	Purchase	48,000/-	0/-
Suyukti Home Solutions Private Limited	Common Director	Sales	42,550/-	0/-
Aramex Appliances Private Limited	Common Director	Sales	26,66,160/-	0/-
Anish Jain	Director	Loan Availled	0/-	0/-
Nitish Jain	Director	Loan Availled	0/-	0/-

(B)Outstanding:

Name of the party	Relationship	Nature of transaction	2022-2023	2021-2022
Sumeet Steel	Common Partner	Trade Receivable	(48,24,240/-)	(4,22,013/-)
Kasliwal Projects Private Limited	Common Director	Trade Receivable	1,54,47,435/-	51,64,599/-
Anish Jain	Director	Loan Aailed	2,50,000/-	2,50,000/-
Suyukti Home Solutions Private Limited	Common Director	Trade Receivable	(6,431)/-	0/-
/-Aramex Appliances Private Limited	Common Director	Trade Receivable	27,33,434/-	0/-
Kasliwal Projects Private Limited	Common Director	Loan Aailed	1,01,71,000	1,01,71,000/-
Nitish Jain	Director	Loan Aailed	25,000/-	25,000/-

O) Previous year figures have been regrouped/ rearranged wherever necessary to confirm to the classification adopted for the current year. This is first year of operation

Q) For ICDS Refer Annexure-I attached.

For Swaroop Jain & Co.
Chartered Accountants
FRN :112058W

CA Saurabh Jain
(Partner)
M No: 141336
UDIN : 23141336BGPGXK6533



For Smidge Home Products Private Limited

Anish Padam Jain
Director
[DIN No.: 01873762]

Nitish Padam Jain
Director
[DIN No.: 01902557]

Date: September 01, 2023

ICDS Disclosure u/sec 145

Accounting Policies & Notes on Accounts

ICDS I- ACCOUNTING POLICIES

The accounts are prepared on historical cost basis and as a going concern. Accounting policies not referred to otherwise are consistent with generally accepted accounting principles.

Fixed Asset are value at cost less depreciation. The depreciation has been calculated at the rates provided. No depreciation has been taken on the value of land.

Expenses are accounted for on Mercantile Basis.

Balances of Debtors, Creditors and Unsecured Loans are subject to confirmation.

Final Accounts has been prepared on Going Concern assumption.

ICDS II-VALUATION OF INVENTORIES

Inventories are valued at FIFO Cost Basis and as per inclusive method. However there is no deviation in valuation of closing inventory w.r.t Sec 145A because of the tax amount completely taken as input and later reduced from the carrying cost of the inventory.

Total Carrying amount of inventories and it's classification are as follows:

Particulars	Amount (Rs)
Finished goods	32,44,312/-
TOTAL	32,44,312/-

ICDS-III CONSTRUCTION CONTRACT

Not Applicable

ICDS IV- REVENUE RECOGNITION

Revenue is recognized when there is reasonable certainty of its ultimate collection. No Amount as such was unrecognized during the previous year due to lack of reasonable certainty of its ultimate collection.

Applicable interest is recognized based on the time basis as decided and is determined by the amount outstanding and rate applicable.

Interest on refund of any tax, duty or cess is deemed to be the income of the previous year in which such interest is received.

ICDS V- TANGIBLE FIXED ASSETS

Tangible fixed assets is recognized at Actual Cost that comprises of its purchase price, import duties and other taxes, excluding those subsequently recoverable, and any directly attributable expenditure on making the asset ready for its intended use. Any trade discounts and rebates if any are deducted in arriving at the actual cost.

ICDS VI- EFFECTS OF CHANGES IN FOREIGN EXCHANGE RATES

A foreign currency transaction is recorded on initial recognition in the Indian rupees, by applying to the foreign currency amount the exchange rate between the reporting currency and the foreign currency at the date of the transaction.

At the last day of each previous year, foreign currency monetary items are converted into reporting currency by applying the closing rate, company decided for Rs 64.50 per USD whereas for non-monetary items in a foreign currency are converted into reporting currency by using the exchange rate at the date of the transaction and for inventories carried at net realizable value in foreign exchange at the exchange rate that existed when such value was determined.

In respect of monetary items, exchange differences arising on the settlement thereof or on conversion thereof at last day of the previous year are recognized as income or as expense in that previous year.

The recognition policy as sated above is subject to provisions of section 43A of the Act or Rule 115 of Income-tax Rules, 1962, as the case may be.

ICDS VII- GOVERNMENT GRANTS

During the previous year no such transactions.

ICDS VIII- SECURITIES

Not Applicable as not dealing into such products

ICDS IX- BORROWING COST

During the previous year no such transactions.

ICDS X- PROVISIONS, CONTINGENT LIABILITIES & CONTINGENT ASSETS

A provision is recognized when (a) There is a present obligation as a result of a past event;(b) it is reasonably certain that an outflow of resources embodying economic benefits will be required to settle the obligation; and(c) a reliable estimate can be made of the amount of the obligation.

If these conditions are not met, no provision is recognized.

- a) Provisions related to income tax and usual expenditure like electricity, telephone which are based on bills generated from the service provider is estimated based on experience or monthly average of bills for entire year.
- b) Carrying amount at the beginning and end of the previous year along with additional provisions are as follows:

<u>Nature of Provision</u>	<u>Beginning Provision</u>	<u>End Provision</u>
Provision for Deferred Tax Asset	-	-
Provision for Income Tax	5,48,211/-	13,73,088/-
Provision for Deferred Tax Liability	2,98,896/-	4,45,820/-

- c) amounts used and unused, against the provision, during the previous year are as follows:


<u>Nature of Provision</u>	<u>Beginning Provision</u>	<u>Used</u>	<u>Unused Amount Reversed</u>
Provision for Deferred Tax	2,98,896/-	2,98,896/-	Nil
Provision for Income Tax	5,48,211/-	5,48,211/-	Nil


For Swaroop Jain & Co.
Chartered Accountants
FRN :112058W


CA Saurabh Jain
(Partner)
M No: 141336
UDIN: 23141336BGPGXJ1954



For Smidge Home Products Private Limited


Anish Padam Jain
Director
[DIN No.: 01873762]


Nitish Padam Jain
Director
[DIN No.: 01902557]

Date: September 26, 2023