

Kasliwal Projects Private Limited

STATUTORY AUDIT REPORT

F. Y 2022-2023

Dated
September 01, 2023



Swaroop Jain and Co
Chartered Accountants
(Audit Department)

802 Wallfort House, S V Road, Goregaon West,
Mumbai-400104

022-35123273/8655008989/9320308989

swaroopjain.com



SWAROOP JAIN & CO.

CHARTERED ACCOUNTANTS

H OFF. 802, Wallfort House, Opp Eagle Bakery, Near Citi Centre Mall, S V Road, Goregaon West, Mumbai-400104 Tel.No:022-35123273,Email: swaroopjain.co@gmail.com Website: swaroopjain.in

INDEPENDENT AUDITORS' REPORT

The Members of **Kasliwal Projects Private Limited**

Report on the audit of the financial statements

Opinion

We have audited the accompanying financial statements of **Kasliwal Projects Private Limited** ("the Company"), which comprise the balance sheet as at **March 31, 2023**, and the Statement of Profit and Loss and statement of cash flows for the year then ended, and notes to the financial statements, including a summary of significant accounting policies and other explanatory information.

In our opinion and to the best of our information and according to the explanations given to us, the aforesaid financial statements give the information required by the **Companies Act, 2013** ('Act') in the manner so required and give a true and fair view in conformity with the accounting principles generally accepted in India, of the state of affairs of the Company as at **March 31, 2023**, its **PROFIT** and cash flows for the year ended on that date.

Basis for opinion

We conducted our audit in accordance with the Standards on Auditing (SAs) specified under section 143(10) of the Act. Our responsibilities under those Standards are further described in the 'Auditor's Responsibilities for the Audit of the Financial Statements' section of our report. We are independent of the Company in accordance with the 'Code of Ethics' issued by the Institute of Chartered Accountants of India ("ICAI") together with the ethical requirements that are relevant to our audit of the Standalone Financial Statements under the provisions of the Act and the Rules thereunder, and we have fulfilled our other ethical responsibilities in accordance with these requirements and the Code of Ethics.

We believe that the audit evidence obtained us is sufficient and appropriate to provide a basis for our opinion on the Standalone Financial Statements.

Key audit matters

Key audit matters are those matters that, in our professional judgment, were of most significance in our audit of the financial statements of the current period. These matters were addressed in the context of our audit of the financial statements as a whole, and in forming our opinion thereon, and we do not provide a separate opinion on these matters.

Reporting of key audit matters as per SA 701, Key Audit Matters are not applicable to the Company as it is an unlisted company.

Information other than the financial statements and auditors' report thereon

The Company's Management and Board of Directors are responsible for the other information. The other information comprises the information included in the Board's report and Business Responsibility Report, but does not include the Financial Statements and our auditor's report thereon.

Our opinion on the Financial Statements does not cover the other information and we do not express any form of assurance conclusion thereon.

In connection with our audit of the Financial Statements, our responsibility is to read the other information and, in doing so, consider whether the other information is materially inconsistent with the Financial Statements or our knowledge obtained during the course of our audit or otherwise appears to be materially misstated.

If, based on the work we have performed, we conclude that there is a material misstatement of this other information; we are required to report that fact. We have nothing to report in this regard.

Management's responsibility for the financial statements

The Company's Board of Directors is responsible for the matters stated in section 134(5) of the Act with respect to the preparation of these financial Statements that give a true and fair view of the financial position, financial performance, Cash Flows of the Company in accordance with the accounting principles generally accepted in India, including the accounting Standards specified under section 133 of the Act. This responsibility also includes maintenance of adequate accounting records in accordance with the provisions of the Act for safeguarding of the assets of the Company and for preventing and detecting frauds and other irregularities; selection and application of appropriate accounting policies; making judgments and estimates that are reasonable and prudent; and design, implementation and maintenance of adequate internal financial controls, that were operating effectively for ensuring the accuracy and completeness of the accounting records, relevant to the preparation and presentation of the Financial Statement that give a true and fair view and are free from material misstatement, whether due to fraud or error.

In preparing the Financial Statements, the Management and Board of Directors are responsible for assessing the Company's ability to continue as a going concern, disclosing, as applicable, matters related to going concern and using the going concern basis of accounting unless management either intends to liquidate the Company or to cease operations, or has no realistic alternative but to do so.

Those Board of Directors is also responsible for overseeing the company's financial reporting process.

Auditor's responsibilities for the audit of the financial statements

Our objectives are to obtain reasonable assurance about whether the Financial Statements as a whole are free from material misstatement, whether due to fraud or error, and to issue an auditor's report that includes our opinion. Reasonable assurance is a high level of assurance but is not a guarantee that an audit conducted in accordance with SAs will always detect a material misstatement when it exists. Misstatements can arise from fraud or error and are considered material if, individually or in the aggregate, they could reasonably be expected to influence the economic decisions of users taken on the basis of these Financial Statements.

As part of an audit in accordance with SAs, we exercise professional judgment and maintain professional skepticism throughout the audit. We also:

- Identify and assess the risks of material misstatement of the Financial Statements, whether due to fraud or error, design and perform audit procedures responsive to those risks, and obtain audit evidence that is sufficient and appropriate to provide a basis for our opinion. The risk of not detecting a material misstatement resulting from fraud is higher than for one resulting from error, as fraud may involve collusion, forgery, intentional omissions, misrepresentations, or the override of internal control.
- Obtain an understanding of internal financial control relevant to the audit in order to design audit procedures that are appropriate in the circumstances. Under section 143(3)(i) of the Act, we are also responsible for expressing our opinion on whether the Company has adequate internal financial controls system in place and the operating effectiveness of such controls.
- Evaluate the appropriateness of accounting policies used and the reasonableness of accounting estimates and related disclosures made by the management and Board of Directors.
- Conclude on the appropriateness of Management and Board of Director's use of the going concern basis of accounting in preparation of the Financial Statements and, based on the audit evidence obtained, whether a material uncertainty exists related to events or conditions that may cast significant doubt on the Company's ability to continue as a going concern. If we conclude that a material uncertainty exists, we are required to draw attention in our auditor's report to the related disclosures in the Financial Statements or, if such disclosures are inadequate, to modify our opinion. Our conclusions are based on the audit evidence obtained up to the date of our auditor's report. However, future events or conditions may cause the Company to cease to continue as a going concern.
- Evaluate the overall presentation, structure, and content of the Financial Statements, including the disclosures, and whether the Financial Statements represent the underlying transactions and events in a manner that achieves fair presentation.

We communicate with those charged with governance regarding, among other matters, the planned scope and timing of the audit and significant audit findings, including any significant deficiencies in internal control that we identify during our audit.

We also provide those charged with governance with a statement that we have complied with relevant ethical requirements regarding independence, and to communicate with them all relationships and other matters that may reasonably be thought to bear on our independence, and where applicable, related safeguards.

From the matters communicated with those charged with governance, we determine those matters that were of most significance in the audit of the Financial Statements for the audit period and are therefore the key audit matters. We describe these matters in our auditors' report unless law or regulation precludes public disclosure about the matter or when, in extremely rare circumstances, we determine that a matter should not be communicated in our report because the adverse consequences of doing so would reasonably be expected to outweigh the public interest benefits of such communication.

Report on other legal and regulatory requirements

As required by the Companies (Auditor's Report) Order, 2020 ("the Order"), issued by the Central Government of India in terms of sub-section (11) of section 143 of the Companies Act, 2013, we give in the Annexure "A", a statement on the matters specified in paragraphs 3 and 4 of the Order, to the extent applicable.

As required by Section 143(3) of the Act, we report that:

- (a) We have sought and obtained all the information and explanations which to the best of our knowledge and belief were necessary for the purposes of our audit;
- (b) In our opinion, proper books of account as required by law have been kept by the Company so far as it appears from our examination of those books;
- (c) The balance sheet, the statement of profit and loss, and the cash flow statement dealt with by this report are in agreement with the books of account;
- (d) In our opinion, the aforesaid financial statements comply with the accounting standards specified under section 133 of the Act, read with rule 7 of the **Companies (Accounts) Rules, 2014**;
- (e) On the basis of the written representations received from the directors as on **March 31, 2023** taken on record by the board of directors, none of the directors is disqualified as on **March 31, 2023** from being appointed as a director in terms of Section 164 (2) of the Act;
- (f) With respect to the adequacy of the internal financial controls over financial reporting of the Company and the operating effectiveness of such controls, refer to our separate Report in "Annexure B";
- (g) With respect to the other matters to be included in the Auditor's Report in accordance with Rule 11 of the Companies (Audit and Auditors) Rules, 2014, in our opinion and to the best of our information and according to the explanations given to us;
 - a. The Company does not have any pending litigations which would impact its financial position;
 - b. The Company did not have any long-term contracts including derivative contracts for which there were any material foreseeable losses; and
 - c. There has been no delay in transferring amounts, required to be transferred, to the Investor Education and Protection Fund by the Company
 - d. The management has represented that, to the best of its knowledge and belief, no funds have been advanced or loaned or invested (either from borrowed funds or share premium or any other sources or kind of funds) by the Company to or in any other persons or entities, including foreign entities ("Intermediaries"), with the understanding, whether recorded in writing or otherwise, that the Intermediary shall:
 - directly or indirectly lend or invest in other persons or entities identified in any manner whatsoever ("Ultimate Beneficiaries") by or on behalf of the Company or
 - provide any guarantee, security or the like to or on behalf of the Ultimate Beneficiaries.
 - e. The management has represented, that, to the best of its knowledge and belief, no funds have been received by the Company from any persons or entities, including foreign entities ("Funding Parties"), with the understanding, whether recorded in writing or otherwise, that the Company shall:

- directly or indirectly, lend or invest in other persons or entities identified in any manner whatsoever ("Ultimate Beneficiaries") by or on behalf of the Funding Party or
- provide any guarantee, security or the like from or on behalf of the Ultimate Beneficiaries; and



f. Based on such audit procedures as considered reasonable and appropriate in the circumstances, nothing has come to our notice that has caused us to believe that the representations under sub-clause (d) and (e) contain any material mis-statement.

g. The Company has not declared or paid any dividend during the year. Hence, the Company is not required to comply with the provision of the Section 123 of the Act.

h. With respect to the matter to be included in the Auditor's Report under Section 197(16) of the Act:

The Provisions of section 197(16) as amended read with schedule V to the Act are applicable only to the public companies. Accordingly, reporting under Section 197(16) of the Act for maximum permissible managerial remuneration, is not applicable to the company.

For Swaroop Jain & Co.
Chartered Accountants
FRN: 112058W



(CA Saurabh Jain)

Partner

M No: 141336

UDIN: 23141336BGPGXG6880

Place: Mumbai

Date: September 01, 2023

Annexure "A" to the Independent Auditor's Report

(Referred to in paragraph 1 under 'Report on other legal and regulatory requirements' section of our report to the members of **Kasliwal Projects Private Limited** of even date)

- (i) In respect of the Company's Property, Plant & Equipment:
 - (a) (A) The Company has maintained proper records showing full particulars, including quantitative details and situation of Property, Plant & Equipment.
 - (B) The Company has maintained proper records showing full particulars of Intangible assets.
 - (b) The Property, Plant & Equipment of the Company were physically verified in full by the management during the year. According to the information and explanations given to us and as examined by us, no material discrepancies were noticed on such verification.
 - (c) According to the information and explanations given to us and on the basis of our examination of the records of the Company, the title deeds of immovable properties (other than immovable properties where the company is the lessee and the lease agreement are duly executed in favor of the lessee) disclosed in the financial statement are held in the name of the Company.
 - (d) The Company has not revalued its property, plant and equipment (including right to use assets) or Intangible assets or both during the year.
 - (e) According to the information and explanations given to us and on the basis of our examination of the records of the Company, no proceedings have been initiated during the year or are pending against the Company as at **March 31, 2023** for holding any benami property under the Benami Transactions (Prohibition) Act, 1988 (as amended in 2016) and rules made thereunder.
- (ii) In respect of inventories :
- (a) The inventory has been physically verified by the management during the year except for inventories lying with third parties. In our opinion, the frequency of verification by the management is reasonable and the coverage and procedure for such verification is appropriate. Inventories lying with third parties have been confirmed by management as at **31st March, 2023**. No discrepancies were noticed on verification between the physical stock and book records that were 10% or more in aggregate for each class of inventory.
 - (b) The Company has not been sanctioned working capital limits in excess of ₹ 5 crore, in aggregate, at any points of time during the year, from banks or financial institutions on the basis of security of current assets and hence reporting under clause 3(ii)(b) of the Order is not applicable.
- (iii) The Company has made investments in, provided any guarantee and security and granted any loans and advances in the nature of loans, secured or unsecured, to companies, firms, Limited Liability Partnerships or any other parties during the year.
- (a) The Company has provided loans and advances in the nature of loan during the year:
 - (A) The Company has provided loans and advances aggregate amounting to Rs **50,00,000** during the year to Subsidiaries, Joint Ventures and Associates and balance outstanding at the balance sheet date is **Rs. 50,00,000.**

- (B) The Company has provided loans and advances aggregate amounting to Rs **NIL** during the year to other than Subsidiaries, Joint Ventures and Associates and balance outstanding at the balance sheet date is Rs. **NIL**.
- (b) In our opinion, the investments made, guarantees provided, security given and the terms and conditions of the grant of all loans and advances in the nature of loans and guarantees provided, during the year are, prima facie, not prejudicial to the Company's interest.
- (c) In respect of loans and advances granted by the Company, the schedule of repayment of principal and payment of interest has not been stipulated and also there is no expiry to such loans and further as explained the loans are in the nature of repayable on demand basis.
- (d) Since the loans and advances granted by the company does not stipulate the schedule of repayment of principal and payment of interest, therefore we could not comment on any overdue amount remaining outstanding as on balance sheet date.
- (e) Since the loans and advances granted by the company does not stipulate the schedule of repayment of principal and payment of interest and does not bear any expiry and being given as repayable on demand basis, therefore we could not comment on loans being renewed or extended or fresh loans granted to settle the overdues of existing loans
- (iv) In our opinion and according to information and explanation given to us, in respect of loans, investments, guarantees and security, the Company has complied with the provisions of sections 185 and section 186 of the Companies Act, 2013.
- (v) The Company has not accepted any deposits from the public except from directors and members covered under Section 73 to 76 of the Companies Act, 2013.
- (vi) The maintenance of cost records has not been specified by the Central Government under sub section (1) of section 148 of the Companies Act, 2013 for the business activities carried out by the Company. Hence, reporting under clause(vi) of the order is not applicable to the company.
- (vii) In respect of statutory dues:
- a) According to the information and explanations given to us and on the basis of our examination of the records of the Company, amounts deducted / accrued in the books of account in respect of undisputed statutory dues including Provident Fund, Employees' State Insurance, Income-tax, Sales-tax, Service tax, duty of Customs, duty of Excise, value added tax and cess and any other statutory dues to appropriate authority have generally been regularly deposited during the year by the Company. According to the information and explanations given to us, no undisputed amounts payable in respect of Goods and Service Tax, Provident Fund, Employee's State Insurance, Income-tax, Sales-tax, Service tax, Duty of Customs, Duty of Excise, Value Added Tax and Cess and other statutory dues were in arrears, as at **March 31, 2023** for a period of more than six months from the date they became payable; except as per details below:

Name of the Statute	Nature of Dues	Period to which the amount relates	Amount Due	Due Date	Date of Payment
NIL					

- b) According to the information and explanations given to us and the records of the Company examined by us, as at **March 31, 2023**, there are no dues of Goods and Service Tax or sales tax or service tax or duty of customs or duty of excise or value added tax which have not been deposited on account of any dispute; except as stated below:

Name of the Statute	Nature of Dues	Amount(in Rupees)	Period to which the amount relates	Forum where the dispute is pending

- (viii) According to the information and explanations given to us and the records of the Company examined by us, as at **March 31, 2023**, there were no such transactions relating to previously unrecorded income that have been surrendered or disclosed as income during the year in the tax assessments under the Income Tax Act, 1961 (43 of 1961).

- (ix) In respect of Loans and Borrowings:

- a) According to the records of the Company examined by us and the information and explanation given to us, the Company has not defaulted in repayment of loans or other borrowings or in the payment of interest to any lender during the year.
- b) According to the information and explanations given to us and on the basis of our audit procedures, we report that the Company has not been declared Wilful Defaulter by any bank or financial institution or government or any government authority.
- c) According to the records of the Company examined by us and the information and explanations given to us, the term loans if any were applied for the purpose for which the loans were obtained.
- d) According to the information and explanations given to us, and the procedures performed by us, and on an overall examination of the financial statements of the Company, we report that no funds raised on short-term basis have been used for long-term purposes by the Company.
- e) According to the information and explanations given to us and procedures performed by us, we report that the Company has not taken any funds from any entity or person on account of or to meet the obligations of its subsidiaries, associates or joint ventures.
- f) According to the information and explanations given to us and procedures performed by us, we report that the Company has not raised loans during the year on the pledge of securities held in its subsidiaries, joint ventures or associate companies if any during the year.

- (x) (a) The Company has not raised any money by way of initial public offer or further public offer (including debt instruments) during the year. Accordingly, the reporting under clause 3(x)(a) of the Order is not applicable to the Company.
- (b) Based on information and explanations given to us the Company has not made any preferential allotment or private placement of shares or fully or partially or optionally convertible debentures during the year. Accordingly, the reporting under clause 3(x)(b) of the Order is not applicable to the Company.
- (xi) (a) During the course of our examination of the books and records of the Company, carried out in accordance with the generally accepted auditing practices in India, and according to the information and explanations given to us, we have neither come across any instance of material fraud by the Company or on the Company, noticed or reported during the year, nor have we been informed of any such case by the Management.
- (b) During the course of our examination of the books and records of the Company, carried out in accordance with the generally accepted auditing practices in India, and according to the information and explanations given to us, a report under Section 143(12) of the Act, in Form ADT-4, as prescribed under rule 13 of Companies (Audit and Auditors) Rules, 2014 was not required to be filed with the Central Government. Accordingly, the reporting under clause 3(xi)(b) of the Order is not applicable to the Company.
- (c) During the course of our examination of the books and records of the Company carried out in accordance with the generally accepted auditing practices in India, and according to the information and explanations given to us, and as represented to us by the management, no whistle-blower complaints have been received during the year by the Company. Accordingly, the reporting under clause 3(xi)(c) of the Order is not applicable to the Company.
- (xii) According to the information and explanations given to us, as the Company is not a Nidhi Company and the Nidhi Rules, 2014 are not applicable to it, the reporting under clause 3(xii) of the Order is not applicable to the Company.
- (xiii) In our opinion and according to the information and explanations given to us, the transactions with related parties are in compliance with Section 177 and 188 of the Act, where applicable, and the details of the related party transactions have been disclosed in the standalone financial statements as required by the applicable accounting standards.
- (xiv) As the preceding year turnover is not greater than rupees two hundred crores or any outstanding loans/ borrowings from banks/ public financial institutions is not greater or equal to one hundred crore rupees at any time during the previous financial year the company is not required to have an internal audit system as per the provisions of the Companies Act 2013.
- (xv) Company has not entered into any non-cash transaction with directors or person connected with him and therefore the provisions of section 192 of the Companies Act' 2013 are not applicable to the Company.

- (xvi) (a) The Company is not required to be registered under Section 45-IA of the Reserve Bank of India Act, 1934. Accordingly, the reporting under clause 3(xvi)(a) of the Order is not applicable to the Company.
- (b) The Company is not required to be registered under Section 45-IA of the Reserve Bank of India Act, 1934. Accordingly, clause 3(xvi)(b) of the Order is not applicable.
- (c) The Company is not a Core Investment Company (CIC) as defined in the regulations made by the Reserve Bank of India. Accordingly, the reporting under clause 3(xvi)(c) of the Order is not applicable to the Company.
- (d) The Company is not part of any group (as per the provisions of the Core Investment Companies (Reserve Bank) Directions, 2016 as amended). Accordingly, the requirements of clause 3(xvi)(d) are not applicable.
- (xvii) The Company has incurred cash losses of **Rs NIL** during the financial year covered by our audit and **Rs NIL** in the immediately preceding financial year. To arrive at cash losses we have considered the figure of net profit/loss after taxes (PLAT) shown by the statement of profit and loss and is adjusted for the effects of transactions of non-cash nature such as depreciation provided as per provisions of AS 10, Property, Plant & Equipment, amortization as per AS 26, Intangible Assets and impairment loss or its reversal as per AS 28, Impairment of Assets etc.
- (xviii) There has been no resignation of the statutory auditors of the Company during the year.
- (xix) According to the information and explanations given to us and on the basis of the financial ratios, ageing and expected dates of realisation of financial assets and payment of financial liabilities, other information accompanying the standalone financial statements, our knowledge of the Board of Directors and management plans and based on our examination of the evidence supporting the assumptions, nothing has come to our attention, which causes us to believe that any material uncertainty exists as on the date of the audit report that the Company is not capable of meeting its liabilities existing at the date of balance sheet as and when they fall due within a period of one year from the balance sheet date. We, however, state that this is not an assurance as to the future viability of the Company. We further state that our reporting is based on the facts up to the date of the audit report and we neither give any guarantee nor any assurance that all liabilities falling due within a period of one year from the balance sheet date, will get discharged by the Company as and when they fall due.
- (xx) The provision of Sec 135 of Companies Act 2013 is not applicable to the company since it is not having net worth of rupees five hundred crore or more, or turnover of rupees one thousand crore or more or a net profit of rupees five crore or more during the immediately preceding financial year, accordingly reporting under clause 3(xx)(a) and (b) is not applicable.

(xxi) There is no consolidation of financial statements of companies where Companies (Auditor's Report) Order (CARO) was applicable to those companies, accordingly reporting under clause 3(xxi) is not applicable

For Swaroop Jain & Co.
Chartered Accountants
FRN: 112058W



(CA Saurabh Jain)
Partner
M No: 141336
UDIN: 23141336BGPGXG6880

Place: Mumbai
Date: September 01, 2023

Annexure “B” To The Independent Auditors’ Report On The Financial Statements

Report on the Internal Financial Controls over Financial Reporting under Clause (i) of Sub-section 3 of Section 143 of the Companies Act, 2013 (“the Act”)

We have audited the internal financial controls over financial reporting of **Kasliwal Projects Private Limited** (“the Company”) as of **31 March 2023** in conjunction with our audit of the financial statements of the Company for the year ended on that date.

Management’s Responsibility for Internal Financial Controls

The Board of Directors of the company is responsible for establishing and maintaining internal financial controls based on the internal control over financial reporting criteria established by the Company considering the essential components of internal control stated in the Guidance Note on Audit of Internal Financial Controls over Financial Reporting issued by the Institute of Chartered Accountants of India. These responsibilities include the design, implementation and maintenance of adequate internal financial controls that were operating effectively for ensuring the orderly and efficient conduct of its business, including adherence to the respective Company’s policies, the safeguarding of its assets, the prevention and detection of frauds and errors, the accuracy and completeness of the accounting records, and the timely preparation of reliable financial information, as required under the Companies Act, 2013.

Auditor’s Responsibility

Our responsibility is to express an opinion on the Company’s internal financial controls over financial reporting of the company based on our audit. We conducted our audit in accordance with the Guidance Note on Audit of Internal Financial Controls Over Financial Reporting (the “Guidance Note”) issued by the Institute of Chartered Accountants of India and the Standards on Auditing as specified under section 143(10) of the Companies Act, 2013, to the extent applicable to an audit of internal financial controls. Those Standards and the Guidance Note require that we comply with ethical requirements and plan and perform the audit to obtain reasonable assurance about whether adequate internal financial controls over financial reporting was established and maintained and if such controls operated effectively in all material respects.

Our audit involves performing procedures to obtain audit evidence about the adequacy of the internal financial controls system over financial reporting and their operating effectiveness. Our audit of internal financial controls over financial reporting included obtaining an understanding of internal financial controls over financial reporting, assessing the risk that a material weakness exists, and testing and evaluating the design and operating effectiveness of internal control based on the assessed risk. The procedures selected depend on the auditor’s judgment, including the assessment of the risks of material misstatement of the financial statements, whether due to fraud or error.

We believe that the audit evidence we have obtained is sufficient and appropriate to provide a basis for our audit opinion on the internal financial controls system over financial reporting of the Company.

Meaning of Internal Financial Controls over Financial Reporting

A company’s internal financial control over financial reporting is a process designed to provide reasonable assurance regarding the reliability of financial reporting and the preparation of financial statements for external purposes in accordance with generally accepted accounting principles. A company’s internal financial control over financial reporting includes those policies and procedures that (1) pertain to the maintenance of records that, in reasonable detail, accurately and fairly reflect the transactions and dispositions of the assets of the company;(2) provide reasonable assurance that transactions are recorded as necessary to permit preparation of financial statements in accordance with Generally Accepted Accounting Principles, and that receipts and expenditures of the company are being made only in accordance with authorizations of management and directors of the company; and (3) provide reasonable

assurance regarding prevention or timely detection of unauthorized acquisition, use, or disposition of the company's assets that could have a material effect on the financial statements.


Inherent Limitations of Internal Financial Controls Over Financial Reporting

Because of the inherent limitations of internal financial controls over financial reporting, including the possibility of collusion or improper management override of controls, material misstatements due to error or fraud may occur and not be detected. Also, projections of any evaluation of the internal financial controls over financial reporting to future periods are subject to the risk that the internal financial control over financial reporting may become inadequate because of changes in conditions, or that the degree of compliance with the policies or procedures may deteriorate.

Opinion

In our opinion, to the best of our information and according to the explanations given to us, the Company has, in all material respects, an adequate internal financial controls system over financial reporting and such internal financial controls over financial reporting were operating effectively as at **March 31, 2023**, based on the internal control over financial reporting criteria established by the Company considering the essential components of internal control stated in the Guidance Note on Audit of Internal Financial Controls Over Financial Reporting issued by the Institute of Chartered Accountants of India.

For Swaroop Jain & Co.
Chartered Accountants
FRN: 112058W



(CA Saurabh Jain)

Partner

M No: 141336

UDIN: 23141336BGPGXG6880

Place: Mumbai

Date: September 01, 2023

KASLIWAL PROJECTS PRIVATE LIMITED
CIN: U45400MH2008PTC179623
Balance Sheet As On 31st March, 2023

(Figures in Hundreds)

Particulars	Note No.	FY 2023	FY 2022
A EQUITY AND LIABILITIES			
1 Shareholders' funds			
(a) Share capital	2	14,362.30	14,362.30
(b) Reserves and surplus	3	610,682.01	534,522.42
(c) Money Received against share warrents			
2 Share application money pending allotments		0.00	0.00
3 Non-current liabilities			
(a) Long-term borrowings	4	6,389.86	13,532.20
(b) Deferred tax liabilities (net)		0.00	0.00
(c) Other Long Term Liabilities		0.00	
(d) Long term provision		0.00	
4 Current liabilities			
(a) Short Term Borrowings	5	306,232.86	292,939.78
(b) Trade payables	6	451,872.83	131,613.68
(A) total outstanding dues of micro enterprises and small enterprises		0.00	0.00
(B) total outstanding dues of Creditors other than micro enterprises and small enterprises		451,872.83	131,613.68
(c) Other current liabilities	7	60,554.10	114,995.72
(d) Short-term provisions	8	24,679.60	27,706.00
TOTAL		1,474,773.56	1,129,672.11
B ASSETS			
1 Non-current assets			
(i) Property, Plant and Equipment	9	18,100.46	24,601.59
(ii) Intangible assets		0.00	0.00
(iii) Capital Work in progress		0.00	0.00
(iv) Intangible Assets under Development		0.00	0.00
(b) Non-current investments	10	124,520.00	58,250.00
(c) Deferred Tax Assets	11	7,317.10	6,936.98
(d) Long term loans and Advances	12	101,710.00	101,710.00
(e) Other Non Current Assets	13	8,518.79	2,500.00
2 Current assets			
(a) Current Investments			
(b) Inventories	14	550,244.32	377,216.44
(c) Trade receivables	15	569,840.54	455,475.27
(d) Cash and cash equivalents	16	16,330.17	26,768.22
(e) Short-term loans and advances	17	78,192.18	75,849.02
(f) Other Current Assets	18	0.00	364.58
TOTAL		1,474,773.56	1,129,672.11

See accompanying notes forming part of the financial statements

In terms of our report attached.

For Swaroop Jain & Co.

Chartered Accountants

Firm Registration No. 112058W

Saurabh Jain
Partner
Place: Mumbai

Date: September 01, 2023

UDIN : 23141336BGPXG6880

For Kasliwal Projects Private Limited

Anish Padam Jain
(Director)
DIN: 01873762

Nitish Padam Jain
(Director)
DIN: 01902557

KASLIWAL PROJECTS PRIVATE LIMITED

CIN: U45400MH2008PTC179623

Statement Of Profit And Loss Account For The Year Ended March 31, 2023


(Figures in Hundreds)


	Particulars	Note No.	Figures for the current reporting period	Figures for the previous reporting period
I	Revenue from operations (gross)	19	Rs. 6,252,364.34	Rs. 4,935,140.87
	Less: Excise Duty			
	Revenue from operations (net)		6,252,364.34	4,935,140.87
II	Other Income	20	8,026.09	5,004.05
III	Total Income (I+II)		6,260,390.43	4,940,144.92
IV	Expenses			
	(a) Cost of materials consumed	21	0.00	0.00
	(b) Purchase of Stock in Trade	22	5,785,030.00	4,621,791.46
	(c) Changes in inventories of finished goods, work-in-progress and stock-in-trade	23	-173,027.88	-127,908.07
	(d) Employee benefits expenses	24	134,052.51	132,270.65
	(e) Finance costs	25	30,399.74	22,002.54
	(f) Depreciation and amortisation expenses	9	9,148.49	26,103.30
	(g) Other expenses	26		
	--Direct		119,091.20	37,258.43
	--Indirect		255,237.33	134,244.36
	Total Expenses		6,159,931.39	4,845,762.67
V	Profit before exceptional and extraordinary items and tax		100,459.04	94,382.25
VI	Exceptional Items		0.00	0.00
VII	Profit before extraordinary items and tax		100,459.04	94,382.25
VIII	Extraordinary items (Profit/Loss on sale of Equity Shares)		0.00	-21,025.28
IX	Profit before Tax		100,459.04	73,356.97
X	Tax Expense:		24,299.48	24,218.00
	(a) Current tax expense		24,679.60	27,706.00
	(b) Deferred tax		-380.12	-3,488.00
XI	Profit/ (Loss) for the period from continuing operations		76,159.56	49,138.97
XII	Profit/ (Loss) from discontinuing operations		0.00	0.00
XIII	Tax from discontinuing operations		0.00	0.00
XIV	Profit/ (Loss) from discontinuing operations		0.00	0.00
XV	Profit/(Loss) for the Period		76,159.56	49,138.97
XVI	Earning per equity share:	27		
	(1) Basic		53.03	34.21
	(2) Diluted		53.03	34.21

In terms of our report attached.
For Swaroop Jain & Co.
Chartered Accountants
Firm Registration No. 112058W


Saurabh Jain
Partner
Place: Mumbai
Date: September 01, 2023
UDIN : 23141336BGPXG6880

For Kasliwal Projects Private Limited


Anish Padam Jain
(Director)
DIN: 01873762


Nitish Padam Jain
(Director)
DIN: 01902557


KASLIWAL PROJECTS PRIVATE LIMITED
Statement of Cash Flows for the Financial Year 2022-2023


	FY 2022	FY 2021
A Cash Flows from Operating Activities:		
Net Profit before Taxation and Prior Period & Extraordinary Items	100,459.04	73,356.97
Adjustments for :		
Depreciation on Fixed Assets	9,148.49	26,103.30
Finance Costs	30,399.74	22,002.54
Adjustments routed through other comprehensive Income	-0.02	-0.40
Interest and Other Income	0.00	0.00
Operating Profit before Working Capital Changes	140,007.25	121,462.41
Adjustments for Working Capital Changes :		
Changes in Inventories	-173,027.88	-127,908.07
Changes in Trade Receivables	-114,365.26	-159,657.28
Changes in Short Term Loans and Advances	-2,343.16	-52,967.54
Changes in Short Term Borrowings	13,293.08	287,208.73
Changes in Trade Payables	320,259.15	-104,250.12
Changes in Other Current Liabilities	-54,441.62	69,186.32
Changes in Short Term Provisions	-3,026.40	5,947.74
Changes in other current assets	364.58	-364.58
Net cash generated from Operating Activities	126,719.73	38,657.60
Income Taxes Paid	-24,679.60	-27,706.00
Cash Flow before Prior Period and Extraordinary Items	102,040.13	10,951.60
Cash Flow from Prior Period and Extraordinary Items	0.00	0.00
Net Cash Flow from Operating Activities -----(A)	102,040.13	10,951.60
B Cash Flow from Investing Activities :		
Purchase of Fixed Assets	-2,647.36	-5,221.00
Interest and Other Income	0.00	0.00
Purchase/Sales of investments	-66,270.00	-46,250.00
Investment in Shares	0.00	0.00
Deposits	-6,018.79	-2,500.00
Net Cash Flow from Investing Activities -----(B)	-74,936.15	-53,971.00
C Cash Flow from Financing Activities :		
Issue of Share Capital	0.00	0.00
Securities Premium Received	0.00	0.00
Long Term Borrowings	-7,142.34	-6,609.56
Loans and Advances	0.00	0.00
Finance Costs	-30,399.74	-22,002.54
Net Cash Flow from Financing Activities -----(C)	-37,542.08	-28,612.10
Net Increase in Cash and Cash Equivalents (A) + (B) + (C)	-10,438.10	-71,631.50
Cash & Cash Equivalents at the beginning of the period	26,768.22	98,399.72
Cash & Cash Equivalents at the end of the period	16,330.17	26,768.22

For Swaroop Jain & Co.
Chartered Accountants
Firm Registration No. 112058W

Saurabh Jain
Partner
Place: Mumbai
Date: September 01, 2023
UDIN : 23141336BGPXG6880

For Kasliwal Projects Private Limited


Anish Padam Jain
(Director)
DIN: 01873762


Nitish Padam Jain
(Director)
DIN: 01902557

STATEMENT OF CHANGES IN EQUITY

Statement of changes of equity for the period ended March 31, 2023

B. Other Equity								
	Balance at the beginning of the reporting period	Changes in accounting policy/prior period items	Restated balance at the beginning of the reporting period	Total Comprehensive Income for the year	Dividends	Transfer to retained earnings	Any other change	Balance at the end of reporting period
i) Equity component of other financial instruments	-	-	-	-	-	-	-	-
ii) retained earnings	277,805.78	-	-	-	-	76,159.56	-	353,965.34
iii) reserves	-	-	-	-	-	-	-	-
1.1 Reserves representing unrealised gain/losses	-	-	-	-	-	-	-	-
Revaluation surplus	-	-	-	-	-	-	-	-
Exchange differences on translating the financial Statements of a foreign operation	-	-	-	-	-	-	-	-
Others	-	-	-	-	-	-	-	-
	-	-	-	-	-	-	-	-
1.2 Other reserves to be specified separately	-	-	-	-	-	-	-	-
Securities premium	256,716.67	-	-	-	-	-	-	256,716.67
iii) Total Reserves	-	-	-	-	-	-	-	-
iv) Money received against share warrants	-	-	-	-	-	-	-	-
v) Others	-	-	-	-	-	-	-	-

KASLIWAL PROJECTS PRIVATE LIMITED				
Notes Annexed To And Forming Part Of The Balance Sheet				
Note -2. SHARE CAPITAL			(Rs. in Hundreds)	
Particulars	FY 2023		FY 2022	
	Number of shares	Rs.	Number of shares	Rs.
(a) Authorised 300000 Equity shares of Rs.10/- each with voting rights	300,000	30,000	300,000	30,000
(b) Issued, Subscribed and Paid up 143623 Equity shares of Rs.10 each with voting rights	143,623	14,362	143,623	14,362
Total	143,623	14,362	143,623	14,362
List of Shareholders holding more than 5% share capital				
Name of Shareholders	No. of Shares	%	Value/Share	Total Value
Mina Devi Jain	31,093	22%	10	3,109
Anish Padam Jain	29,092	20%	10	2,909
Padam Jain	34,455	24%	10	3,446
Poonam Jain	14,744	10%	10	1,474
Jyoti Jain	14,744	10%	10	1,474
Nitish Padam Jain	19,495	14%	10	1,950
TOTAL	143,623	100%		14,362

TERMS/RIGHTS ATTACHED TO EQUITY SHARE :

The company has only one class of share capital i.e. equity shares having face value of Rs 10 per share

Each holder of equity share is entitled to one vote per share.

The dividend if any proposed by the Board of Directors is subject to the approval of the shareholders in the ensuing Annual General Meeting, except in case of interim dividend.

In the event of liquidation, the equity shareholders are eligible to receive the remaining assets of the company after distribution of all preferential amounts, in proportion to their shareholding.

NOTE 2A. SHARES HELD BY PROMOTORS

Current Reporting Period			Previous reporting Period	
Promotor's Name	No of shares	% of Total Shares % Change during the Year	No of shares	% of Total Shares % Change during the Year
Mina Devi Jain	31,093	22% 0%	31,093	22% 0%
Anish Padam Jain	29,092	20% 0%	29,092	20% 0%
Padam Jain	34,455	24% 0%	34,455	24% 0%
Poonam Jain	14,744	10% 0%	14,744	10% 0%
Jyoti Jain	14,744	10% 0%	14,744	10% 0%
Nitish Padam Jain	19,495	14% 0%	19,495	14% 0%

NOTE- 2B. STATEMENTS OF CHANGES IN EQUITY

Particulars	Current Reporting Period	Previous reporting Period
Balance at the beginning of the current reporting period	14,362	14,362
Changes in Equity Share Capital due to prior period error	0	0
Related Balance at the beginning of the current reporting period	14,362	14,362
Changes in Equity Share Capital during the current year		
---Shares issued on exercise of ESOP	0	0
---Shares issued as Right Issue	0	0
Balance at the end of the current reporting period	14,362	14,362

For The Period Of Five Years Immediately Preceding The Date As At Which The Balance Sheet Is Prepared:

(A) "NIL" Aggregate number and class of shares allotted as fully paid-up pursuant to contract(s) without payment being received in cash.

(B) "NIL" Aggregate number and class of shares allotted as fully paid-up by way of bonus shares.

(C) "NIL" Aggregate number and class of shares bought back.

Shares In Respect Of Each Class In The Company Held By Its Holding Company Or Its Ultimate Holding Company Including Shares Held By Or By Subsidiaries Or Associates Of The Holding Company Or The Ultimate Holding Company In Aggregate

"NIL"

NOTE-9

FIXED ASSETS - Tangible Assets

		GROSS BLOCK				DEPRECIATION				IMPAIRMENT	RESIDUAL	NET BLOCK	
S.No	Particulars	Balance as on 01-Apr-22	Additions	Deductions	Balance as on 31-Mar-23	Opening 01-Apr-22	Deductions	For the year	upto 31-Mar-23	As at 31-Mar-23	VALUE 5%	As at 31-Mar-23	As at 31-Mar-22
A	Property Plant & Equipment												
1	Office Equipment												
	---Owned	7,675.55	2,527.36	0.00	10,202.91	3,870.56	0.00	2,538.46	6,409.02	0.00	510.15	3,793.88	3,804.98
2	Computers												
	---Owned	2,013.84	0.00	0.00	2,013.84	830.36	0.00	740.91	1,571.27	0.00	100.69	442.56	1,183.47
3	Motor Vehicle												
	---Owned	60,641.07	0.00	0.00	60,641.07	41,027.93	0.00	5,858.23	46,886.16	0.00	3,032.05	13,754.90	19,613.13
4	Motor Vehicle												
	---Owned	0.00	120.00	0.00	120.00	0.00	0.00	10.89	10.89	0.00	6.00	109.11	0.00
	TOTAL	70,330.45	2,647.36	0.00	72,977.81	45,728.86	0.00	9,148.49	54,877.35	0.00		18,100.46	24,601.59
B	Intangible Assets												
	Trademark	67,330.00	0.00	0.00	67,330.00	67,330.00	0.00	0.00	67,330.00	0.00	0.00	0.00	0.00
	TOTAL	67,330.00	0.00	0.00	67,330.00	67,330.00	0.00	0.00	67,330.00		0.00	0.00	0.00
	Previous Year	132,439.00	5,221.00	0.00	137,660.00	86,956.00	0.00	26,103.30	113,059.30	0.00	0.00	24,600.70	45,483.00

The Company has not done any revaluation of its Property Plant and Equipment. In case of any revaluation company shall get the revaluation done by a registered valuer as defined under rule 2 of the Companies (Registered Valuers and Valuation) Rules, 2017

CAPITAL WORK IN PROGRESS (CWIP)

(a) Ageing Schedule

CWIP	Amount in CWIP for a period of				Total
	Less than 1 year	1-2 years	2-3 Years	More than 3 years	
Projects in progress Projects temporarily suspended	NIL				

(b) Completion Schedule

CWIP	To be Completed in				Total
	Less than 1 year	1-2 years	2-3 Years	More than 3 years	
Project 1	NIL				
Project 2					

INTANGIBLE ASSETS

(a) Ageing Schedule

Instangible Assets under Development	Amount in CWIP for a period of				Total
	Less than 1 year	1-2 years	2-3 Years	More than 3 years	
Project 1	NIL				
Project 2					

(b) Completion Schedule

Instangible Assets under Development	To be Completed in				Total
	Less than 1 year	1-2 years	2-3 Years	More than 3 years	
Project 1	NIL				
Project 2					

KASLIWAL PROJECTS PRIVATE LIMITED
Notes Annexed To And Forming Part Of The Balance Sheet

Note 3: RESERVES AND SURPLUS

Particulars	FY 2023	FY 2022
(A) Securities premium account		
Opening balance	256,716.67	256,716.67
Add/Less: Changes during the year	0.00	0.00
Closing Balance	256,716.67	256,716.67
(B) Surplus / (Deficit) in Statement of Profit and Loss		
Opening balance	277,805.78	228,666.78
Add: Profit / (Loss) for the year	100,459.04	73,356.97
Add: Comprehensive Income for the year	0.00	0.00
Less: Comprehensive Income for the year	0.00	0.00
Less: Provision for Income Tax	24,679.60	27,706.00
Less: Provision for Deferred Tax	-380.12	-3,488.00
Closing balance	353,965.34	277,805.75
Total	610,682.01	534,522.42

Note 4: LONG TERM BORROWINGS

Particulars	FY 2023		FY 2022	
	Secured	Unsecured	Secured	Unsecured
<u>From Banks/NBFCs</u>				
Daimler Financial Services India Pvt Ltd	6,389.86		13,532.20	
TOTAL	6,389.86	0.00	13,532.20	0.00

The loans are in the nature of Term Loan Facility in the nature of Vehicle Loan secured against Vehicle.

The loan is guaranteed by the directors of the company.

PERIOD AND AMOUNT OF CONTINUING DEFAULT AS ON THE BALANCE SHEET DATE IN REPAYMENT OF LOANS AND INTEREST

"NIL"

Note 5: SHORT TERM BORROWINGS

Particulars	FY 2023		FY 2022	
	Secured	Unsecured	Secured	Unsecured
<u>Loans repayable on demand from Banks</u>				
-CC Facility from Kotak Bank	299,090.52		286,330.22	
-Overdraft Facility from Yes Bank	0.00		0.00	
<u>Current portion of Long term Liability</u>				
Daimler Financial Services Pvt Ltd	7,142.34		6,609.56	
TOTAL	306,232.86	0.00	292,939.78	0.00

The loans are in the nature of Cash Credit secured against Stock and Debtors and mortgaged against property.

The Cash credit loan is guaranteed by the directors of the company.

In respect of working capital loans, quarterly returns or statements of current assets filed by the company with banks are in agreement with the books of accounts.

The Company has not been declared wilful defaulter by any bank or financial institution or government or any government authority.

PERIOD AND AMOUNT OF CONTINUING DEFAULT AS ON THE BALANCE SHEET DATE IN REPAYMENT OF LOANS AND INTEREST

"NIL"

Note 6: TRADE PAYABLES

Particulars	FY 2023		FY 2022	
	MSME Dues	Others	MSME Dues	Others
A) Dues of Micro, Small and Medium Enterprises	"Nil"		"Nil"	
B) Other Trade Payables				
Avenue Supplies		52.46		52.46
Bajaj Electricals Ltd. - Mumbai		0.00		95.60
Crompton Greaves Consumer Electrials Ltd.		0.00		-18.71
East Coast Distributors Pvt Ltd.		4,594.09		0.00
Havells India Ltd		0.00		-6.77
Indigo Corporation		0.00		2,369.12
Linen Design Company Pvt Ltd		0.00		168.42
Picasso Home Products Pvt. Ltd. - Daman		2,738.68		2,738.68
Shiv Shakti Services		0.00		16.10
Shreepal Industries		2,973.60		0.00
Smartpaddle Technology Private Ltd		84,285.42		45,143.07
Yash Merchandising		8,231.38		0.00
Sumeet Steel		-38,691.48		-23,500.50
Suyukti Home Solutions Pvt Ltd		112,141.71		52,555.46
Svas Enterprises		0.00		259.60
Star Fabricators		0.00		-248.48
Stuff Plus - Cr		-33.28		-50.98
Welspun Global Brands Limited		27,191.15		0.00
United Sales Agency		0.00		119.91
Usha International Ltd. - UP		0.00		-48.20
Zakir Frames		1,506.23		0.00
Visage Lines Personal Care Pvt Ltd.		29,175.23		2,086.06
Ankur Creations		200.00		0.00
Smidge Home Products Pvt Ltd		154,474.35		51,605.56
Teaxpress Private Limited		0.00		-15.37
Vishwakarma Wooden Industries		0.00		24.34
Vrushali Gifts - Cr		4,434.01		2,740.50
K S ENTERPRISES		0.00		-1,463.20
Star Enterprises		500.00		-3,000.00
Teakwood		0.00		-8.99
Cello World Private Limited-Cr		5,077.17		0.00
DISTRICT 9		3,527.16		0.00
Royal Industries		7,964.54		0.00
Satawat Inovators		45.90		0.00
VARMORA PLASTECH PVT LTD		14,737.50		0.00
Visage Lines Personal Care Pvt Ltd. - Delhi		6,473.43		0.00
Visage Lines Personal Care Pvt Ltd. - Mumbai		32,893.58		0.00
Fun Toyz		-300.00		0.00
Winstone		-12,320.00		0.00
TOTAL	0.00	451,872.83	0.00	131,613.68

Ageing Analysis
Outstanding for following periods from due date of payment/transaction date

Particulars	FY 2023		FY 2022	
Less than 1 Year	0.00	451,751.36	0.00	131,332.95
1-2 Years	0.00	121.46	0.00	280.74
2-3 Years	0.00	0.00	0.00	0.00
More than 3 years	0.00	0.00	0.00	0.00
Total	0.00	451,872.83	0.00	131,613.68

Disclosure under section 22 of the MICRO, SMALL & MEDIUM DEVELOPMENT ACT 2006

Particulars	FY 2023	FY 2022
Principal amount remaining unpaid to suppliers	"Nil"	"Nil"
Interest due on the above mentioned principal	"Nil"	"Nil"
Amount of interest paid by the company in terms of section 16	"Nil"	"Nil"

Amount of Interest due and payable for the period of delay in making payment but without adding the interest as specified	"Nil"	"Nil"
Amount of interest accrued and remainig unpaid	"Nil"	"Nil"

The dues has been determined on the basis of intimation received from "supplier" regarding their status under the Act. The company has not received any such intimation.

Note 7 OTHER CURRENT LIABILITIES

Particulars	FY 2023	FY 2022
<u>Dues towards Statutory Authorities</u>		
GST Payable	18,535.18	16,015.32
TDS Liability	4,730.38	3,974.58
TCS Liability	0.00	97.28
CGS RCM Payable	97.25	153.63
SGS RCM Payable	97.25	153.63
<u>Expenses Payable</u>		
Theo Solutions Pvt Ltd	0.00	34.74
Goclick E-Commerce Pvt Ltd-Delhi	0.00	-95.07
AMAZON SELLER SERVICES- KARNATAKA	1,690.02	0.00
AMAZON SELLER SERVICES- MAHARASHTRA	1,169.07	0.00
CIEL HR SERVICES PVT LTD	1,080.00	0.00
Victoria Cross India Pvt Ltd	0.00	20.14
Shreenath Marketing	1,919.27	2,719.21
Gati Kintetsu Express Pvt Ltd	2,894.98	12,855.76
Gati KWE-Assam	0.00	9.19
Gati KWE-Bangalore	0.00	60.01
Gati KWE-West Bengal	0.00	21.54
Gati KWE - Jammu & Kashmir	0.00	17.23
Gati KWE - MP	125.93	133.14
Gati KWE - Punjab	173.54	29.93
Geeta Gupta	306.00	0.00
Siddhivinayak Enterprises	722.65	475.23
Global Enterprise	0.00	135.97
Goyal & Shah LLP	176.00	222.35
Mahalaxmi Roadways	0.00	283.90
Prakash Surana	425.25	405.00
Rajesh O Mehta	32.13	0.00
Paras Tours And Travels	28.50	0.00
Ranjeet Patil	-272.71	0.00
SHANTI MANTRI	205.00	0.00
Rahi Tour & Travels	0.00	-5,483.46
SUPER KINETIC EXPRESS	111.62	0.00
Usha Roadlines	3,290.00	0.00
U Trans Associates	4,694.34	0.00
Punit Kumar Goyal	0.00	100.00
Raj Cooling Centre	0.00	7.50
Galaxy Print Pack	125.82	125.82
Spacerocket Creations	0.00	90.00
Swastik Enterprises	0.00	224.20
Acme Print And Pack	13,393.76	9,666.69
Anish Pack & Print	1,915.28	0.00
Ayush Cargo Carrier	3,498.76	0.00
Aze Pint O Pack	2,656.58	0.00
Design Insects	-250.00	0.00
Pack Rack	386.23	0.00
Radiance Merchandising LLP	-56.00	0.00
Srishti Enterprises	4,956.41	3,993.67
S R Productions-Cr	-121.88	0.00
Tirupati Corrugator	461.37	0.00
Taxzone Information Services Pvt. Ltd.	0.00	-2,438.10
Rays International	85.91	857.96
<u>Liability towards Related Parties</u>		
Remuneration Payable to Mina Devi jain	-3,545.59	15,392.50
Remuneration Payable to Anish Jain	-4,269.60	11,748.29
Remuneration Payable to Padam Jain	-3,882.70	846.39
Remuneration Payable to Poonam Jain	8,825.03	17,972.22
Remuneration Payable to Jyoti Jain	1,247.86	2,738.09
<u>Liability related to trademark purchase</u>		

Trupti Enterprises for Trademark Trupti and Gemz	1,384.84	10,384.84
--	----------	-----------

Liability related to Expenses		
Payable to Anish Jain for Expenses incurred	0.00	4,471.00
Salary Payable	3,456.38	2,239.33
Swaroop Jain & co.	900.00	1,656.22
PT Payable	18.00	14.00
Payable to Nitish Jain for Expenses incurred	-13,158.20	-8,993.06
Provision for Expenses	294.20	11,658.93
Total	60,554.10	114,995.72

Note 8 SHORT TERM PROVISIONS

Particulars	FY 2023	FY 2022
Provisions for Income Tax	24,679.60	27,706.00
Total	24,679.60	27,706.00

Note 10 NON CURRENT INVESTMENTS

At cost unless otherwise specified

Particulars	FY 2023	FY 2022
Investments in Equity Instruments	0.00	0.00
	0.00	0.00
Others		
Investments in Building	58,250.00	57,250.00
Investment in Land	1,270.00	1,000.00
Investment in Aramex Appliances Pvt Ltd	65,000.00	0.00
Total	124,520.00	58,250.00

Details of Subsidiaries

Particulars	Percentage of Shareholding	Partly-Paid/Fully-Paid
Aramex Appliances Private Limited	1.00	Fully-Paid
	Face Value per Share	Amount
	10.00	65,000.00

Details of quoted /unquoted Investments

Particulars	FY 2023	FY 2022
Aggregate amount of unquoted investments		
--Book Value	65,000.00	0.00
Aggregate amount of Quoted investments		
--Book Value	0.00	0.00
--Market Value	0.00	0.00

Title deeds of immovable Property not held in name of the Company

Description of the Property	Gross Value	Title Deed held in the name of	Whether title deed holder is a promoter, director or relative# of promoter*/director or employee of promoter/director	Reason for not being held in the name of the company
NIL				

Note: No Proceedings have been initiated or pending against the company for holding any benami property under the Benami Transactions (Prohibition) Act, 1988 (45 of 1988) and the rules made thereunder

Note 11: DEFERRED TAX ASSETS

Particulars	FY 2023	FY 2022
Opening Balance	6,936.98	3,448.98
Less: Current year deferred tax liability adjusted	0.00	0.00
Add: Deferred tax Assets	380.12	3,488.00
TOTAL	7,317.10	6,936.98

Note 12 LONG TERM LOANS AND ADVANCES

Particulars	FY 2023		FY 2022	
	Considered Good	Considered Doubtful	Considered Good	Considered Doubtful
To Related Parties				
Smidge Home Products Pvt Ltd	101,710.00		101,710.00	
To Others				
Total	101,710.00	0.00	101,710.00	0.00

Type of Borrower	Amount of loan and Advance in the nature of Loan outstanding	Percentage to the total Loans and Advances in the nature of loans	Amount of loan and Advance in the nature of Loan outstanding	Percentage to the total Loans and Advances in the nature of loans
<u>Repayable on Demand</u>				
Promoters	0.00	0.00	0.00	0.00
Directors	0.00	0.00	0.00	0.00
KMPs	0.00	0.00	0.00	0.00
Related Parties	101,710.00	1.00	101,710.00	1.00
<u>without specifying any terms or period of repayment</u>				
Promoters	0.00	0.00	0.00	0.00
Directors	0.00	0.00	0.00	0.00
KMPs	0.00	0.00	0.00	0.00
Related Parties	101,710.00	1.00	101,710.00	1.00

Note 13 NON CURRENT ASSETS

(At lower of cost and net realisable value)

Particulars	FY 2023	FY 2022
Deposits		
Office and Gala Deposit	8,518.79	2,500.00
Total	8,518.79	2,500.00

Note 14 INVENTORIES

(At lower of cost and net realisable value)

Particulars	FY 2023	FY 2022
Raw Materials		
---In Stock		
Work-in-progress		
---In Stock		
Finished goods		
---In Stock		
Stock-in-trade(in respect of goods acquired for trading)		
---In Stock	550,244.32	377,216.44
Total	550,244.32	377,216.44

Note 15 TRADE RECEIVABLES

Particulars	FY 2023		FY 2022	
	Considered Good	Considered Doubtful	Considered Good	Considered Doubtful
<u>Disputed</u>				
<u>Undisputed</u>				
Acme Print And Pack-Dr	0.00		837.37	
Adorn	40.42		31,212.81	
Amazon Sales - Interstate	1,648.22		0.00	
Amazon Sales - Intrastate	62.95		0.00	
Amit Metal Industries	1,142.40		0.00	
Aramex Appliances Pvt Ltd	29,749.68		0.00	
Berger Paints India Limited - Faridabad	212.50		0.00	
DS Spiceco Private Limited	35,666.25		112,033.89	
SECO/WARWICK SYSTEMS & SERVICES INDIA PVT LTD	0.00		34.22	
FDC Limited	0.00		1,108.56	
GLORIOUS GIFTS GALLERY	11.23		4,371.23	
Hetero Healthcare Ltd.	0.00		9,269.88	
Shree Laxmi Manufacture	0.00		27,438.40	
Avenue Supermarts Ltd. - Bhiwandi	5,084.10		379.86	
Avenue Supermarts Ltd - Hyderabad	225.35		9,704.49	
Avenue Supermarts Ltd - Patancheru	0.00		0.00	
Avenue Supermarts Ltd - Indore	0.00		1,888.57	
Avenue Supermarts Ltd - Vadodara	1,053.86		1,557.02	
Avenue Supermarts Ltd - Zirakpur	2,035.38		3,755.32	
Aristo Pharmaceuticals Pvt Ltd	0.00		5,102.64	
Avenue Supplies	13,764.59		20,227.92	
Canteen Stores Department - Baghdogra	110.56		507.96	
Canteen Stores Department - Jabalpur	1,457.06		746.53	
Canteen Stores Department - Kochi	105.24		417.67	
Canteen Stores Department - Agra	69.53		-16.43	
Canteen Stores Department - Ahmedabad	814.06		1,213.58	
Canteen Stores Department - Ambala	1,423.41		2,305.36	
Canteen Stores Department - Bangalore	2,943.30		2,201.93	
Canteen Stores Department - Bareilly	138.48		328.89	
Canteen Stores Department - Bhatinda	365.30		243.37	
Canteen Stores Department - BD Bari	191.30		381.52	
Canteen Stores Department - Chennai	2,697.35		6,612.38	
Canteen Stores Department - Dehradun	229.58		140.56	
Canteen Stores Department - Delhi	541.81		402.97	
Canteen Stores Department - Dimapur	121.83		69.06	
Canteen Stores Department - Jaipur	483.43		779.43	
Canteen Stores Department - Khadki	5,393.03		4,423.61	
Canteen Stores Department - Kolkata	516.61		515.51	
Canteen Stores Department - Lucknow	1,476.66		0.03	
Canteen Stores Department - Masimpur	52.62		1.38	
Canteen Stores Department - Meerut	486.73		243.37	
Canteen Stores Department - Mumbai	772.50		1,306.08	
Canteen Stores Department - Secunderabad	4,872.64		3,100.46	
Canteen Stores Department - Vishakhapatnam	997.62		1,568.73	
Canteen Stores Department - Narangi	69.06		121.68	
Canteen Stores Department - Srinagar	0.00		105.24	
Canteen Stores Department - Bikaner	226.92		52.62	
Canteen Stores Department - Misamari	52.70		69.07	
Canteen Stores Department - Jalandhar	980.03		0.00	
Canteen Stores Department - Ramgarh	138.12		0.00	
Canteen Stores Department - Hissar	174.47		0.00	
Cello World Private Limited	17,624.25		0.00	
Brilliant International LLP	0.00		8.18	
East Coast Distributors Pvt Ltd-Dr	813.80		0.00	
Inox Enterprise	-19,369.70		-24,092.36	
Impact Enterprises	48.01		48.01	
INDIAN NAVAL CANTEEN SERVICE-Karwar	25.55		25.55	

Indian Naval Canteen Service - Kochi	796.18		1,119.94	
INDIAN NAVAL CANTEEN SERVICE - GOA	1.73		1,089.06	
INDIAN NAVAL CANTEEN SERVICE-Sailors Costly	24.36		24.36	
INDIAN NAVAL CANTEEN SERVICE-Nofra Costly	-338.30		-338.30	

Kasliwal Capital Management Pvt Ltd	66,548.64		0.00	
Ultratech Cement Limited	77,532.79		96,823.23	
Vetoquinol India Animal Health Pvt Ltd	5,484.28		0.00	
Yash Merchandising-DR	137,833.43		24.06	
Stuff Plus	144.32		0.00	
SUN PHARMACEUTICAL INDUSTRIES LTD.	0.00		6,728.33	
Blupast Home Products	0.00		289.98	
Vrushali Gifts	2,689.20		2,316.96	
Sumeet Steel	0.00		0.00	
SUN PHARMA LABORATORIES LTD	13,574.54		10,839.96	
Alkem Laboratories Limited	65,353.85		8,913.25	
M.V Enterprises	0.00		3,634.09	
TTK Prestige Ltd.	23,985.79		74,516.71	
Siyesha Industries	0.00		1,470.00	
STAR UNION DAI-ICHI LIFE INSURANCE COMPANY LTD	0.00		10,231.51	
Brilliant Electricals & Electronics Pvt. Ltd.	28,905.41		822.78	
Girish Brothers-Dr	820.51		0.00	
GURUKRUPA HARDWARE - 2	18.60		0.00	
HOME LINE PRODUCTS - DAMAN	38.71		0.00	
Kitch Mart Home Solutions Pvt Ltd	0.00		0.00	
Krystal Bags	363.60		0.00	
New Roshanali And Sons	18.60		0.00	
Patel Marketing	1,056.05		0.00	
PAWANSUT AGENCY	18.60		0.00	
RETAILEZ PRIVATE LIMITED	15,468.43		0.00	
RUSABH CERAMICS	37.20		0.00	
SAPAT INTERNATIONAL PVT. LTD	3,026.70		0.00	
SHIVKRUPA TRADERS	-18.60		0.00	
Shri Salasar Balaji Automobiles & Services Pvt Ltd.	262.08		0.00	
SHRI SANT WAMAN BHAU TRADERS	-20.00		0.00	
Visage Lines Personal Care Pvt Ltd. - Mumbai	0.00		0.00	
Welcome Gifts-Dr	2,595.32		0.00	
Krish Cookware LLP	0.00		113.66	
PCS International	0.00		112.00	
Smartpaddle Technology Private Ltd-Dr	0.00		0.00	
Unique Gifts	0.00		93.52	
Whole9Yards Online LLP	0.00		2,370.76	
Creative Corporations	0.00		-2,281.33	
R/off	0.06		0.03	
Other Debtors				
Trueware International LLP	4,542.60		0.00	
One Click Innovations Pvt. Ltd	0.00		1,999.50	
Welspun Global Brands Limited	1,335.07		1,335.07	
GLEN APPLIANCES PVT LTD	0.00		472.00	
TOTAL	569,840.54	0.00	455,475.27	0.00

Ageing Analysis

Outstanding for following periods from due date of payment/transaction date

Particulars	FY 2023		FY 2022	
Less than 6 Months	568,793.86	0.00	428,315.40	0.00
6 Months -1Year	0.00	0.00	0.00	0.00
1-2 Years	1,046.68	0.00	27,159.87	0.00
2-3 Years	0.00	0.00	0.00	0.00
More than 3 years	0.00	0.00	0.00	0.00
Total	569,840.54	0.00	455,475.27	0.00

Note 16 CASH AND CASH EQUIVALENTS

Particulars	FY 2023	FY 2022
Cash in Hand		
Cash (Including Petty Cash)	2,792.71	143.43
Balance with Banks		
ICICI Bhayander Bank	1,575.96	2,796.80
ICICI Bank Borivali Account	954.81	3,021.92
YES Bank	0.00	1,001.63
Deposit with Banks		
Yes Bank	0.00	8,845.92
Add: Interest on Fixed Deposit	0.00	499.88
ICICI Bank	5,340.43	5,081.55
Add: Interest on Fixed Deposit	276.66	258.88
Kotak Bank	5,000.00	5,000.00
Add: Interest on Fixed Deposit	389.60	118.22
Total	16,330.17	26,768.22

Note 17 SHORT TERM LOANS AND ADVANCES

Particulars	FY 2023		FY 2022	
	Considered Good	Considered Doubtful	Considered Good	Considered Doubtful
To Related Parties				
Aramex Appliances Pvt Ltd-Unsecured Loan	50,000.00		0.00	
Dues from Statutory Authorities				
Advance Tax	12,000.00		11,500.00	
GST Under Reverse Charge	0.00		0.00	
TDS Receivable	12,404.91		8,918.07	
TCS Receivable	474.46		1,559.26	
TCS IGST Receivable	20.96			
TCS SGST Receivable	3.37			
TCS CGST Receivable	3.37			
Other Dues				
Advance to Fatima Usman Kapadiya	0.00		12,500.00	
Advance to Usman Kapadiya	0.00		12,500.00	
Advance to Salman Kapadiya	0.00		12,500.00	
Advance to Sohel Kapadiya	0.00		12,500.00	
Receivable from Daimler Financial Services for TDS Pa	197.21		63.79	
Advance to Staff	1,000.00		1,720.00	
VAT Refund for FY 17-18	2,087.90		2,087.90	
Total	78,192.18	0.00	75,849.02	0.00

Type of Borrower	Amount of loan and Advance in the nature of Loan outstanding	Percentage to the total Loans and Advances in the nature of loans	Amount of loan and Advance in the nature of Loan outstanding	Percentage to the total Loans and Advances in the nature of loans
Repayable on Demand				
Promoters	0.00	0.00	0.00	0.00
Directors	0.00	0.00	0.00	0.00
KMPs	0.00	0.00	0.00	0.00
Related Parties	0.00	0.00	0.00	0.00
without specifying any terms or period of repayment				
Promoters	0.00	0.00	0.00	0.00
Directors	0.00	0.00	0.00	0.00
KMPs	0.00	0.00	0.00	0.00
Related Parties	0.00	0.00	0.00	0.00

Note 18 OTHER CURRENT ASSETS

Particulars	FY 2023	FY 2022
<u>Prepaid Expenses</u>		
Prepaid Bank Guarantee Commission	0.00	364.58
Total	0.00	364.58

Note 19 REVENUE FROM OPERATIONS

Particulars	FY 2023	FY 2022
<u>REVENUE FROM SALE OF PRODUCTS</u>		
EXPORTS	Nil	Nil
DOMESTIC		
Sales	6,310,744.15	4,936,513.00
Sub-Total	6,310,744.15	4,936,513.00
Less: Excise Duty		
Less: Debit Note & Sale Returns	161,886.98	86,008.69
SUB-TOTAL	6,148,857.17	4,850,504.31
<u>OTHER OPERATING REVENUE</u>		
Other Income	128.11	23,234.66
Commission Income	103,379.06	61,401.89
Creditor for Goods Discount /Rounding Off	0.00	0.00
Debtors for Goods Discount /Rounding Off	0.00	0.00
Total	6,252,364.34	4,935,140.87

Note 20 OTHER INCOME

Particulars	FY 2023	FY 2022
Interest on FD	826.09	2,023.93
Dividend	0.00	0.00
Other Non Operating Income	7,200.00	2,980.12
Total	8,026.09	5,004.05

Note 21 RAW MATERIAL CONSUMED

Particulars	FY 2023	FY 2022
<u>IMPORTS</u>		
Opening Stock	0.00	0.00
Add: Purchases	0.00	0.00
Less: Closing Stock	0.00	0.00
<u>INDIGENOUS</u>		
Opening Stock	0.00	0.00
Add: Purchases	0.00	0.00
Less: Closing Stock	0.00	0.00
Total	0.00	0.00

Note 22 PURCHASES

Particulars	FY 2023	FY 2022
Purchases	5,756,906.34	4,592,989.11
Purchaes-Import	28,123.66	28,802.36
Total	5,785,030.00	4,621,791.46

Note 23 CHANGES IN INVENTORIES

Particulars	FY 2023	FY 2022
<u>FINISHED GOODS</u>		
Opening Stock		
Less: Closing Stock		
<u>WORK IN PROGRESS</u>		
Opening Stock		
Less: Closing Stock		
<u>TRADED GOODS</u>		
Opening Stock	377,216.44	249,308.37
Less: Closing Stock	550,244.32	377,216.44
	-173,027.88	-127,908.07
Total	-173,027.88	-127,908.07

Note 24 EMPLOYEE BENEFIT EXPENSES

Particulars	FY 2023	FY 2022
<u>To Related Party</u>		
Director's Remuneration	43,800.00	43,800.00
Incentives to Director	48,885.35	52,467.75
<u>To Others</u>		
Salaries and wages	40,877.10	34,520.94
Staff Welfare	490.06	1,481.96
Total	134,052.51	132,270.65

Note 25 FINANCE COST

Particulars	FY 2023	FY 2022
<u>Interest Expenses</u>		
Bank Interest	26,512.93	15,430.04
<u>Other Borrowing Costs</u>		
Bank Charges	296.34	572.50
Processing Fees	3,590.47	6,000.00
Total	30,399.74	22,002.54

Note 26 OTHER EXPENSES

Particulars	FY 2023	FY 2022
<u>Direct Expenses</u>		
Packaging & Forwarding Expenses	30,900.52	20,759.08
Transportation GST	13,116.05	15,967.56
Transportation RCM	74,117.01	0.00
LOADING & UNLOADING CHARGES	376.00	0.00
Labour Job Charges	0.00	270.00
Other Clearing Charges	581.62	0.00
Shipping Charges	0.00	261.78
CHA Charges	0.00	0.00
CFS Charges	0.00	0.00
Legal Charges	0.00	0.00
Total-Part A	119,091.20	37,258.43

<u>Indirect Expenses</u>		
<u>Rent, Rates and Taxes</u>		
Rent	10,705.22	8,835.00
Interest on VAT	0.00	0.00
Duties and Taxes		
<u>Business Promotion Expenses</u>		
Sales Promotion Expenses	46,012.07	35,167.14
<u>Printing and Stationery</u>		
Printing and Stationery	3,034.59	1,000.24
<u>Repairs and Maintenance</u>		
Office Maintenance and Repairs	138.80	203.00
<u>Travelling Expenses</u>		
Foreign	0.00	0.00
Domestic	26,392.85	4,746.92
<u>Other Expenses</u>		
Fees for Professional Services	42,191.55	11,264.53
Electricity	1,780.37	1,236.10
Professional Fees	20,000.00	19,800.00
Meetings and Conferences	393.67	0.00
Membership fees	0.00	550.96
Property Tax	2,815.59	0.00
Quality Testing Charges	0.00	95.00
Misc Exp	348.40	245.39
Bank Guarantee Commission	364.58	2,984.74
Discount	0.00	0.00
Professional Tax	25.00	25.00
Courier Charges	42,325.38	22,303.85
Tender Expenses	0.00	0.00
Marketing Agency Fees	0.00	0.00
Statutory Payments	1,011.30	159.67
Vehicles Loan Interest & Expenses	2,104.09	2,353.28
Insurance	1,014.83	1,259.13
Commission	53,579.03	21,114.41
Petty Cash Expenses	0.00	0.00
<u>Payment to Auditors</u>		
Statutory Audit Fees	1,000.00	900.00
Total-Part B	255,237.33	134,244.36

Note 27 EARNINGS PER SHARE

Particulars	FY 2023	FY 2022
<u>CALCULATION OF BASIC EPS</u>		
Profit After Tax For The Year (a)	76,159.56	49,138.97
Profit For Equity Shareholders (a)	76,159.56	49,138.97
No. Of Equity Shares (d)	143,623.00	143,623.00
Basic EPS (c/ d)	53.03	34.21
<u>CALCULATION OF DILUTED EPS</u>		
Profit After Tax For The Year (a)	76,159.56	49,138.97
No. Of Equity Shares (b)	143,623.00	143,623.00
No. Of Convertible Equity Shares (c) (#)	0.00	0.00
Total No. Of Shares (b+c)= (d)	143,623.00	143,623.00
Diluted EPS (a/ d) (#)	53.03	34.21

OTHER STATUTORY INFORMATION**1**

To the best available information company does not have any transactions with companies struck off under section 48 of the Companies Act, 2013 or section 560 of Companies Act, 1956

Name of struck off Company	Relationship with the Struck off company, if any, to be disclosed	Balance outstanding	Nature of transactions with struck-off Company
NIL			Investments in securities
			Receivables
			Payables
			Shares held by struck-off Company
			Other outstanding balances

2

There are no charges or satisfaction yet to be registered with Registrar of Companies beyond the statutory period.

3

The company has complied if any with the number of layers prescribed under clause (87) of section 2 of the Act read with Companies (Restriction on number of Layers) Rules, 2017

4

Formula	Ratios	FY 2023	FY 2022	% Change
Current Assets	Current Ratio	1.44	1.65	-0.13
Current Liabilities				
Reason if any:				
Total Debt	Debt-Equity Ratio	0.50	0.56	-0.10
Total Equity				
Reason if any:				
Earnings before Finance Cost, Tax, Depreciation and Exceptional Items	Debt Service Coverage Ratio	3.73	4.98	-0.25
Finance cost + Principal Repayments made during the year for long term loans				
Reason if any: Due to increase in turnover having impact of an increase in operating profit				
Profit Profit before extraordinary items after Tax	Return on Equity Ratio	0.13	0.13	-0.03
Average Net Worth				
Reason if any:				
Cost of Goods Sold (Cost of Material Consumed + Purchases + Changes in Inventory + Direct Expenses)	Inventory Turnover Ratio	12.36	14.46	-0.15
Average Inventories of Finished Goods, Stock-in-Process and Stock-in-Trade				
Reason if any:				
Revenue from Operations	Trade Receivables Turnover Ratio	12.20	13.14	-0.07
Average Trade Receivables				
Reason if any:				
Cost of Goods Sold (Purchases of RM + Other Purchases + Direct Expenses)	Trade Payables Turnover Ratio	20.24	25.36	-0.20
Average Trade Payables				
Reason if any:				
Revenue from Operations	Net Capital Turnover Ratio	16.84	13.40	0.26
Working Capital (Current Assets - Current Liabilities)				

Reason if any:

Profit After Tax (after exceptional items)	Net Profit Ratio	0.01	0.01	0.22
Total Income				
<u>Reason if any:</u>				
Net Profit After Tax + Deferred Tax Expense/ (Income) + Finance Cost (-) Other Income	Return on Capital Employed	0.13	0.11	0.19
Average Capital Employed **				
<u>Reason if any:</u>				
Other Income	Return on Investment	0.07	0.05	0.39
Average Non Current Investments, Current Investments,Cash& Cash Equivalents				
<u>Reason if any:</u> effect of increase in non operating income for the FY 22-23 and Also Increase in Investment during the FY 22-23				

** Capital employed includes Equity, Borrowings, Deferred Tax Liabilities, Creditor for Capital Expenditure and reduced by Investments, Cash and Cash Equivalents, Capital Work-in-Progress, Deferred Taxes and Intangible Assets under Development.

5

No scheme of arrangements has been approved by the Competent Authority in terms of sections 230 to 237 of the Companies Act, 2013, hence disclosure not applicable

6

To the best of company's knowledge and belief, no funds have been advanced or loaned or invested (either from borrowed funds or share premium or any other sources or kind of funds) including Holding Company or any of such subsidiaries to or in any other person(s) or entities, including foreign entities ("Intermediaries"), with the understanding, whether recorded in writing or otherwise, that the Intermediary shall, whether, directly or indirectly lend or invest in other persons or entities identified in any manner whatsoever by or on behalf of the company, its respective Holding Company or any of such subsidiaries ("Ultimate Beneficiaries") or provide any guarantee, security or the like on behalf of the Ultimate Beneficiaries.

KASLIWAL PROJECTS PRIVATE LIMITED

NOTES FORMING PART OF THE FINANCIAL STATEMENTS

1) CORPORATE INFORMATION:

Kasliwal Projects Private Limited was incorporated in 2008 to carry on the business of stainless steel utensils, iron makers, iron foundries, metal foundries, steel, metal converters, steel plate makers, manufacturing of various kind of stainless steel utensils, apparatus and equipments and exporters, importers and dealers in all types of stainless steel utensils, machinery, plants, implements, tools, accessories and metal wares of every description, manufacturing and trading stainless steel utensils, foundries of all metal, ferrous and non-ferrous tool makers, boiler makers, millwrights, machinists metal metallurgists, welders, tube, pipe and tank makers, platers, electroplaters of all substances, vulcanisers, fitters, carriers and contractors and to buy, sell, manufacture, repair, convert, alter, let on hire and deal in stainless steel machinery machines, implements, tools, rolling stocks; hardware and metals of all kind.

The company is also into gifting of various products

2) SIGNIFICANT ACCOUNTING POLICIES

a) Basis of preparation

These financial statements have been prepared in accordance with the Generally Accepted Accounting Principles in India ('Indian GAAP') to comply with the Accounting Standards specified under Section 133 of the Companies Act, 2013, read with Rule 7 of the Companies (Accounts) Rules, 2014 and the relevant provisions of the Companies Act, 2013. The financial statements have been prepared under the historical cost convention on accrual basis.

b) Use of estimates

The preparation of financial statements requires the management of the Company to make estimates and assumptions that affect the reported balances of assets and liabilities and disclosures relating to the contingent liabilities as at the date of the financial statements and reported amounts of income and expense during the year. Examples of such estimates include provisions for doubtful receivables, employee benefits, provision for income taxes, accounting for contract costs expected to be incurred, the useful lives of depreciable fixed assets and provisions for impairment. Future results could differ due to changes in these estimates and the difference between the actual result and the estimates are recognized in the period in which the results are known / materialize.

c) Fixed Assets

Fixed assets are stated at cost, less accumulated depreciation / amortization. Costs include all expenses incurred to bring the asset to its present location and condition.

d) Depreciation / Amortization

In respect of fixed assets (other than freehold land and capital work-in-progress) depreciation/ amortization is charged on a written down value method.

e) Impairment

At each balance sheet date, the management reviews the carrying amounts of its assets included in each cash generating unit to determine whether there is any indication that those assets were impaired. If any such indication exists, the recoverable amount of the asset is estimated in order to determine the extent of impairment. Recoverable amount is the higher of an asset's net selling price and value in use. In assessing value in use, the estimated future cash flows expected from the continuing use of the asset and from its disposal are discounted to their present value using a pre-tax discount rate that reflects the current market assessments of time value of money and the risks specific to the asset. Reversal of impairment loss, if any is recognized as income in the statement of profit and loss.

f) Investments

Long-term investments and current maturities of long-term investments are stated at cost, less provision for other than temporary diminution in value. Current investments, except for current maturities of long-term investments, if any are stated at the lower of cost and fair value.

g) Revenue recognition

Revenues from contracts priced on a time and material basis are recognized when services are rendered and related costs are incurred.

Revenues are reported net of trade discounts.

Dividends are recorded on cash basis.

Interest income is recognized on time proportion basis taking into account the amount outstanding and the rate applicable.

h) Taxation

Current income tax expense comprises taxes on income from operations in India. Income tax payable in India is determined in accordance with the provisions of the Income Tax Act, 1961.

Minimum Alternative Tax (MAT) paid in accordance with the tax laws in India, which gives rise to future economic benefits in the form of adjustment of future income tax liability, is considered as an asset if there is convincing evidence that the Company will pay normal income tax after the tax holiday period. Accordingly, MAT is recognized as an asset in the balance sheet when the asset can be measured reliably and it is probable that the future economic benefit associated with it will fructify.

Deferred tax expense or benefit is recognized on timing differences being the difference between taxable incomes and accounting income that originate in one period and is likely to reverse in one or more subsequent periods. Deferred tax assets and liabilities are measured using the tax rates and tax laws that have been enacted or substantively enacted by the balance sheet date.

In the event of unabsorbed depreciation and carry forward of losses, deferred tax assets are recognized only to the extent that there is virtual certainty supported by convincing evidence that sufficient future taxable income will be available to realize such assets.

In other situations, deferred tax assets are recognized only to the extent that there is reasonable certainty that sufficient future taxable income will be available to realize these assets.

Advance taxes and provisions for current income taxes are presented in the balance sheet after off-setting advance taxes paid and income tax provisions arising in the same tax jurisdiction for relevant tax paying units and where the Company is able to and intends to settle the asset and liability on a net basis. The Company offsets deferred tax assets and deferred tax liabilities if it has a legally enforceable right and these relate to taxes on income levied by the same governing taxation laws.

i) Foreign currency transactions

Income and expenses in foreign currencies are converted at exchange rates prevailing on the date of the transaction. Foreign currency monetary assets and liabilities if any other than net investments in non-integral foreign operations are translated at the exchange rate prevailing on the balance sheet date and exchange gains and losses are recognized in the statement of profit and loss.

Particulars	Income (INR)	Expenditure (INR)
Gain and Loss on Foreign Currency transaction and translation	Nil	Nil
Royalty	Nil	Nil
Know-How	Nil	Nil
Professional and Consultation fees	Nil	Nil
Interest	Nil	Nil
Dividend	Nil	Nil
Other Matters	Nil	Nil
Export of Goods on FOB basis	NA	NA

j) Inventories

Purchased goods-in-transit are carried at cost. Trading goods purchased by the Company are carried at lower of cost and net realizable value. Value of Imports Calculated on CIF Basis by the company during the financial year in respect:

Particulars	Amount (Rs)
Raw Materials	Not Applicable
Component and Spare Parts	Not Applicable
Capital Goods	Not Applicable

Consumption Details:

Particulars	Consumed (In Rs)	% of Total Consumption
<u>IMPORTED</u>		
Raw Materials	Not Applicable	Nil
Spare Parts	Not Applicable	
Components	Not Applicable	
<u>INDIGENOUS</u>		
Raw Materials	Not Applicable	Nil
Spare Parts	Not Applicable	
Components	Not Applicable	

k) Provisions, Contingent Liabilities and Contingent Assets

A provision is recognized when the Company has a present obligation as a result of past event and it is probable that an outflow of resources will be required to settle the obligation, in respect of which reliable estimate can be made. Provisions (excluding retirement benefits) are not discounted to its present value and are determined based on best estimate required to settle the obligation at the balance sheet date. These are reviewed at each balance sheet date and adjusted to reflect the current best estimates.

Contingent liabilities, if any are not recognized in the financial statements. A contingent asset, if any is neither recognized nor disclosed in the financial statements.

l) Cash and cash equivalents

Apart from Cash and Bank Balances, the Company considers all highly liquid financial instruments, if any which are readily convertible into known amount of cash that are not subject to an insignificant risk of change in value to be cash equivalents.

J) Employee/Retirement Benefits

Since none of the employee has completed the required number of year of service hence no provision for retirement benefits has been made.

K) Earnings per share

The company reports basic and diluted earnings per equity share in accordance with AS-20, Earnings per share.

BASIC EPS

The earnings considered in ascertaining the company's basic EPS comprises the net profit after tax and include the post tax effect of any extra ordinary items. The number of share used in computing EPS is the weighted average number of shares outstanding during the year.

DILUTED EPS

The net profit / (loss) after tax and the weighted average number of shares outstanding during the year are adjusted for all the effects of diluted potential equity shares for calculating diluted EPS.

M) As per Accounting Standard 18, the disclosures of transactions with the related parties as defined in the Accounting Standard are given below:

Name Of Related Party	Relationship
Mina Devi Jain	Director
Nitish Padam Jain	Director
Anish Padam Jain	Director
Padam Jain	Director
Poonam Jain	Director
Jyoti Jain	Director
Sumeet Steel	Director Is Proprietor
Smidge Home Products Private Limited	Common Director
Suyukti Home Solutions Private Limited	Common Director
Kasliwal Capital Management Private Limited	Common Director
Aramex Appliances Private Limited	Common Director

Transactions:

Relations	Salary and Allowances/Professional Fees	Sales	Purchases	Rent Income	Loans
Key Management Personnel					
Mina Devi Jain	12,77,707/-				
Anish Jain	41,77,707/-				
Padam Jain	14,57,707/-				
Poonam Jain	21,77,707/-				
Jyoti Jain	21,77,707/-				
Other Related Transactions					
Sumeet Steel		1,48,11,359	25,82,64,172		
Aramex Appliances Private Limited		0	31,850		50,00,000
Suyukti Home Solutions Private Limited		2,30,78,681	13,82,84,900	7,20,000	
Kasliwal Capital Management Private Limited		49,90,000			
Smidge Home Products Private Limited		11,82,869	4,51,65,662		

Outstandings:

Relations	Salary and Allowances/Professional Fees	Purchases	Trade Advances/Other Advances	Loans
Key Management Personnel				
Mina Devi Jain	-3,54,559			
Anish Jain	-4,26,960			
Padam Jain	-3,88,270			
Poonam Jain	8,82,503			
Jyoti Jain	1,24,786			
Other Related Transactions				
Sumeet Steel		-38,69,148	8,99,306	
Aramex Appliances Private Limited		52,55,546		
Suyukti Home Solutions Private Limited		11,214,171		
Kasliwal Capital Management Private Limited				
Smidge Home Products Private Limited		15,447,435		

N) Previous year figures have been regrouped/ rearranged wherever necessary to confirm to the classification adopted for the current year.

P) Refer Annexure-1 in respect of ICDS.

For Swaroop Jain & Co.
Chartered Accountants
FRN :112058W



CA Saurabh Jain
(Partner)
M No: 141336
UDIN: 23141336BGPGXG6880

For Kasliwal Projects Private limited



Nitish Jain
Director
DIN No.01902557



Anish Jain
Director
DIN No.01873762

Date: September 01, 2023
Place: Mumbai

ICDS Disclosure u/sec 145

Accounting Policies & Notes on Accounts

ICDS I- ACCOUNTING POLICIES

The accounts are prepared on historical cost basis and as a going concern. Accounting policies not referred to otherwise are consistent with generally accepted accounting principles.

Fixed Asset are value at cost less depreciation. The depreciation has been calculated at the rates provided. No depreciation has been taken on the value of land.

Expenses are accounted for on Mercantile Basis.

Balances of Debtors, Creditors and Unsecured Loans are subject to confirmation.

ICDS II-VALUATION OF INVENTORIES

Inventories are valued at FIFO Cost Basis and as per inclusive method. However there is no deviation in valuation of closing inventory w.r.t Sec 145A because of the tax amount completely taken as input and later reduced from the carrying cost of the inventory.

Total Carrying amount of inventories and it's classification are as follows:

<u>Particulars</u>	<u>Amount (Rs)</u>
Finished goods	5,50,24,432/-
TOTAL	5,50,24,432/-

ICDS-III CONSTRUCTION CONTRACT

Not Applicable

ICDS IV- REVENUE RECOGNITION

Revenue is recognized when there is reasonable certainty of its ultimate collection. No Amount as such was unrecognized during the previous year due to lack of reasonable certainty of its ultimate collection. Assessee is not having any transaction related to services Applicable interest is recognized based on the time basis as decided and is determined by the amount outstanding and rate applicable.

Interest on refund of any tax, duty or cess is deemed to be the income of the previous year in which such interest is received.

ICDS V- TANGIBLE FIXED ASSETS

Refer Annexure 1 to form no 3CD

ICDS VI- EFFECTS OF CHANGES IN FOREIGN EXCHANGE RATES

A foreign currency transaction is recorded on initial recognition in the Indian rupees, by applying to the foreign currency amount the exchange rate between the reporting currency and the foreign currency at the date of the transaction.

At the last day of each previous year, foreign currency monetary items are converted into reporting currency by applying the closing rate whereas for non-monetary items in a foreign currency are converted into reporting currency by using the exchange rate at the date of the transaction and for inventories carried at net realizable value in foreign exchange at the exchange rate that existed when such value was determined.

The recognition policy as stated above is subject to provisions of section 43A of the Act or Rule 115 of Income-tax Rules, 1962, as the case may be.

ICDS VII- GOVERNMENT GRANTS

Not Applicable is in the business of corporate giftings.

ICDS VIII- SECURITIES

Not Applicable as not dealing into such products.

ICDS IX- BORROWING COST

Not Applicable as the business of corporate giftings.

ICDS X- PROVISIONS, CONTINGENT LIABILITIES & CONTINGENT ASSETS

A provision shall be recognised when (a) There is a present obligation as a result of a past event;(b) it is reasonably certain that an outflow of resources embodying economic benefits will be required to settle the obligation; and(c) a reliable estimate can be made of the amount of the obligation.

If these conditions are not met, no provision is recognised.

- a) Provisions related to income tax and usual expenditure like electricity, telephone which are based on bills generated from the service provider is estimated based on experience or monthly average of bills for entire year.
- b) Carrying amount at the beginning and end of the previous year along with additional provisions are as follows:



<u>Nature of Provision</u>	<u>Beginning Provision</u>	<u>End Provision</u>
Provision for Income Tax	27,70,600/-	24,67,960/-
Provision for Deferred Tax Assets	6,93,698/-	7,31,710/-
Provision for Deferred Tax Liability	-	-

- c) amounts used and unused, against the provision, during the previous year are as follows:

<u>Nature of Provision</u>	<u>Beginning Provision</u>	<u>Used</u>	<u>Unused Amount Reversed</u>
Provision for Income Tax	27,70,600/-	27,70,600/-	Nil
Provision for Deferred Tax liability	6,93,698/-	6,93,698/-	Nil

For Swaroop Jain & Co.
Chartered Accountants

FRN :112058W



CA Saurabh Jain
(Partner)

M No: 141336

UDIN: 23141336BGPGXF5827

For Kasliwal Projects Private limited



Nitish Jain

Director

DIN No.01902557



Anish Jain

Director

DIN No.01873762

Date: September 26, 2023

Place: Mumbai