



SWAROOP JAIN & CO.

CHARTERED ACCOUNTANTS

H OFF. 802, Wallfort House, Opp: Eagle Bakery, Near Citi Centre Mall, S V Road, Goregaon West, Mumbai-400104 Tel.No-022-35123273, Email: swaroopjain.co@gmail.com Website: swaroopjain.in

INDEPENDENT AUDITOR'S REPORT

To,
The Board of Directors
Suyukti Home Solutions Private Limited

Opinion

We have audited the accompanying interim financial statements of **Suyukti Home Solutions Private Limited** ("the Company"), which comprise the Balance Sheet as at December 31, 2024, the Statement of Profit and Loss for the nine-month period ended on that date, the Statement of Changes in Equity, the Statement of Cash Flows, and a summary of significant accounting policies and other explanatory notes.

In our opinion and to the best of our information and according to the explanations given to us, the accompanying interim financial statements give a true and fair view in conformity with Accounting Standard (AS) 25 "Interim Financial Reporting" and other generally accepted accounting principles in India and comply with the requirements of the Companies Act 2013.

Basis for Opinion

We conducted our audit in accordance with the Standards on Auditing (SAs) specified under Section 143(10) of the Companies Act, 2013. Our responsibilities under those standards are further described in the "Auditor's Responsibilities for the Audit of the Interim Financial Statements" section of our report. We are independent of the Company in accordance with the Code of Ethics issued by the Institute of Chartered Accountants of India together with the ethical requirements that are relevant to our audit of the interim financial statements, and we have fulfilled our other ethical responsibilities in accordance with these requirements and the Code of Ethics. We believe that the audit evidence we have obtained is sufficient and appropriate to provide a basis for our audit opinion.

Management's Responsibility for the Interim Financial Statements

The Company's Board of Directors is responsible for the preparation and presentation of these interim financial statements that give a true and fair view of the financial position, financial performance, changes in equity and cash flows of the Company in accordance with AS 25 and the relevant provisions of the Companies Act, 2013.

The Board of Directors is also responsible for ensuring the maintenance of adequate accounting records for safeguarding the assets of the Company and for preventing and detecting frauds and other irregularities; selecting and applying appropriate accounting policies; making judgments and estimates that are reasonable and prudent; and designing, implementing, and maintaining adequate internal financial controls, that were operating effectively for ensuring the accuracy and completeness of the accounting records, relevant to the preparation and presentation of the interim financial statements that give a true and fair view and are free from material misstatement, whether due to fraud or error.

In preparing the interim financial statements, management is responsible for assessing the Company's ability to continue as a going concern, disclosing, as applicable, matters related to going concern, and using the going concern basis of accounting unless management either intends to liquidate the Company or to cease operations, or has no realistic alternative but to do so.

The Board of Directors is also responsible for overseeing the Company's financial reporting process.

Auditor's Responsibilities for the Audit of the Interim Financial Statements

Our objectives are to obtain reasonable assurance about whether the interim financial statements as a whole are free from material misstatement, whether due to fraud or error, and to issue an auditor's report that includes our opinion. Reasonable assurance is a high level of assurance, but it is not a guarantee that an audit conducted in accordance with SAs will always detect a material misstatement when it exists. Misstatements can arise from fraud or error and are considered material if, individually or in the aggregate, they could reasonably be expected to influence the economic decisions of users taken on the basis of these interim financial statements.

As part of an audit in accordance with SAs, we exercise professional judgment and maintain professional skepticism throughout the audit. We also:

- Identify and assess the risks of material misstatement of the **interim financial statements**, whether due to fraud or error, design and perform audit procedures responsive to those risks, and obtain audit evidence that is sufficient and appropriate to provide a basis for our opinion.
- Obtain an understanding of internal financial controls relevant to the audit in order to design audit procedures that are appropriate in the circumstances, but not for the purpose of expressing an opinion on the effectiveness of the Company's internal financial controls.
- Evaluate the appropriateness of accounting policies used and the reasonableness of accounting estimates and related disclosures made by management.
- Conclude on the appropriateness of management's use of the going concern basis of accounting and, based on the audit evidence obtained, whether a material uncertainty exists related to events or conditions that may cast significant doubt on the Company's ability to continue as a going concern. If we conclude that a material uncertainty exists, we are required to draw attention in our auditor's report to the related disclosures in the **interim financial statements** or, if such disclosures are inadequate, to modify our opinion.
- Evaluate the overall presentation, structure, and content of the **interim financial statements**, including the disclosures, and whether the **interim financial statements** represent the underlying transactions and events in a manner that achieves fair presentation.

We believe that the audit evidence we have obtained is sufficient and appropriate to provide a basis for our audit opinion.

Other Matters

1. **Intercompany Transactions:** The interim financial statements include significant intercompany transactions with the parent company and other group entities. These transactions have been accounted for in accordance with applicable Accounting Standards.
2. **Pending Litigations:** As per management, there are no pending litigations involving the Company, which may have a financial impact in the future as of the reporting date, but potential future litigations may arise in the normal course of business.
3. **Related Party Transactions:** The interim financial statements include disclosures of related party transactions, as required under the Companies Act, 2013, and relevant accounting standards. We have relied on the representations provided by the management regarding the completeness and accuracy of these disclosures.

For Swaroop Jain & Co.

Chartered Accountants

FRN:112058W



(CA Saurabh Jain)

Partner

Mem No:141336

UDIN: 25141336BMGTTCG3861

Place: Mumbai

Date: March 13, 2025

SUYUKTI HOME SOLUTIONS PRIVATE LIMITED
CIN: U27203MH2021PTC363006
Balance Sheet As On 31st December, 2024

(Figures in Lacs)

Particulars	Note No.	DEC'2024	FY 2024
A EQUITY AND LIABILITIES			
1 Shareholders' funds			
(a) Share capital	2	1.00	1.00
(b) Reserves and surplus	3	397.87	129.82
(c) Money Received against share warrents			
2 Share application money pending allotments		-	-
3 Non-current liabilities			
(a) Long-term borrowings	4	501.96	491.07
(b) Deferred tax liabilities (net)	5	0.54	-
(c) Other Long Term Liabilities		-	
(d) Long term provision		-	
4 Current liabilities			
(a) Short Term Borrowings	6	136.64	234.49
(b) Trade payables	7	789.31	286.10
(A) total outstanding dues of micro enterprises and small enterprises		0.91	17.50
(B) total outstanding dues of Creditors other than micro enterprises and small enterprises		788.40	268.60
(c) Other current liabilities	8	143.67	61.30
(d) Short-term provisions	10	54.95	15.22
TOTAL		2,025.94	1,219.00
B ASSETS			
1 Non-current assets			
(i) Property, Plant and Equipment	9	246.28	242.55
(ii) Intangible assets		-	-
(iii) Capital Work in progress		-	-
(iv) Intangible Assets under Development		-	-
(b) Non-current investments	11	-	-
(c) Deferred Tax Assets	12	-	0.30
(d) Long term loans and Advances	13	-	-
(e) Other Non Current Assets	14	0.51	-
2 Current assets			
(a) Current Investments			
(b) Inventories	15	926.94	475.01
(c) Trade receivables	16	580.11	321.96
(d) Cash and cash equivalents	17	3.25	0.96
(e) Short-term loans and advances	18	268.84	178.23
(f) Other Current Assets	19	-	-
TOTAL		2,025.93	1,219.00

See accompanying notes forming part of the financial statements

In terms of our report attached.

For Swaroop Jain & Co.

Chartered Accountants

Firm Registration No. 112058W

Saurabh Jain
Partner

UDIN: 25141336BMGTCG3861

Place: Mumbai

Date : Mar 13, 2025

For Suyukti Home Solutions Private Limited

Anish Padam Jain
(Director)

DIN: 01873762

Nitish Padam Jain
(Director)

DIN: 01902557

SUYUKTI HOME SOLUTIONS PRIVATE LIMITED

CIN: U27203MH2021PTC363006

Statement Of Profit And Loss Account For The Period April 1, 2024 to December 31, 2024

(Figures in Lacs)

	Particulars	Note No.	DEC'2024	FY 2024
			Rs.	Rs.
I	Revenue from operations (gross)	20	2,624.11	2,204.41
	Less: Excise Duty			
	Revenue from operations (net)		2,624.11	2,204.41
II	Other Income	21	-	-
III	Total Income (I+II)		2,624.11	2,204.41
IV	Expenses			
	(a) Cost of materials consumed	22	1,665.77	1,253.72
	(b) Purchase of Stock in Trade	23	-	-
	(c) Changes in inventories of finished goods, work-in-progress and stock-in-trade	24	(157.55)	11.21
	(d) Employee benefits expenses	25	123.36	138.02
	(e) Finance costs	26	36.28	67.10
	(f) Depreciation and amortisation expenses	9	37.73	43.43
	(g) Other expenses	27		
	--Direct		508.58	505.43
	--Indirect		86.09	108.58
	Total Expenses		2,300.27	2,127.49
V	Profit before exceptional and extraordinary items and tax		323.84	76.92
VI	Exceptional Items		-	-
VII	Profit before extraordinary items and tax		323.84	76.92
VIII	Extraordinary items (Profit/Loss on sale of Equity Shares)		-	-
IX	Profit before Tax		323.84	76.92
X	Tax Expense:		55.79	12.72
	(a) Current tax expense		54.95	15.22
	(b) Deferred tax		0.84	(2.50)
XI	Profit / (Loss) for the period from continuing operations		268.05	64.20
XII	Profit / (Loss) from discontinuing operations		-	-
XIII	Tax from discontinuing operations		-	-
XIV	Profit/ (Loss) from discontinuing operations		-	-
XV	Profit/(Loss) for the Period		268.05	64.20
XVI	Earning per equity share:	28		
	(1) Basic	Rs.	901.87	641.98
	(2) Diluted	Rs.	901.87	641.98

See Accompanying notes to the Financial Statements

In terms of our report attached.

For Swaroop Jain & Co.

Chartered Accountants

Firm Registration No. 112058W


Saurabh Jain
Partner

UDIN: 25141336BMGTCTG3861

Place: Mumbai

Date : Mar 13, 2025







For Suyukti Home Solutions Private Limited


Anish Padam Jain
(Director)

DIN: 01873762


Nitish Padam Jain
(Director)

DIN: 01902557

<p style="text-align: center;">SUYUKTI HOME SOLUTIONS PRIVATE LIMITED CIN: U27203MH2021PTC363006 Statement Of Cash Flow For The Period April 1, 2024 to December 31, 2024 (Figures in Lacs)</p>		
	Sep'-24	FY 2024
A Cash Flows from Operating Activities:		
Net Profit before Taxation and Prior Period & Extraordinary Items	323.84	76.92
Adjustments for :		
Depreciation on Fixed Assets	37.73	43.43
Finance Costs	36.28	67.10
Adjustments routed through other comprehensive Income	0.00	0.00
Interest and Other Income	0.00	0.00
Operating Profit before Working Capital Changes	397.85	187.45
Adjustments for Working Capital Changes :		
Changes in Inventories	-451.93	-23.90
Changes in Trade Receivables	-258.15	-115.00
Changes in Short Term Loans and Advances	-90.61	-20.88
Changes in Short Term Borrowings	-97.85	23.40
Changes in Trade Payables	503.20	138.37
Changes in Other Current Liabilities	82.38	47.61
Changes in Short Term Provisions	39.73	3.36
Changes in other current assets	0.00	
Net cash generated from Operating Activities	124.63	240.41
Income Taxes Paid	-54.95	-15.22
Cash Flow before Prior Period and Extraordinary Items	69.68	225.19
Cash Flow from Prior Period and Extraordinary Items	0.00	0.00
Net Cash Flow from Operating Activities -----(A)	69.68	225.19
B Cash Flow from Investing Activities :		
Purchase of Fixed Assets	-41.46	-123.12
Interest and Other Income	0.00	0.00
Purchase/Sales of investments	0.00	0.00
Deposits	-0.51	12.00
Net Cash Flow from Investing Activities -----(B)	-41.97	-111.12
C Cash Flow from Financing Activities :		
Issue of Share Capital	0.00	0.00
Securities Premium Received	0.00	0.00
Long Term Borrowings	10.89	-46.71
Loans and Advances	0.00	0.00
Finance Costs	-36.28	-67.10
Net Cash Flow from Financing Activities -----(C)	-25.40	-113.81
Net Increase in Cash and Cash Equivalents (A) + (B) + (C)	2.31	0.26
Cash & Cash Equivalents at the beginning of the period	0.96	0.70
Cash & Cash Equivalents at the end of the period	3.27	0.96
<div style="display: flex; justify-content: space-between;"> <div style="width: 45%;"> <p>For Swaroop Jain & Co. Chartered Accountants Firm Registration No. 112058W</p>   <p>Saurabh Jain Partner UDIN: 25141336BMGTGCG3861 Place: Mumbai Date : Mar 13, 2025</p> </div> <div style="width: 45%; text-align: center;"> <p>For Suyukti Home Solutions Private Limited</p>     <div style="display: flex; justify-content: space-around;"> <div> <p>Anish Padam Jain (Director) DIN: 01873762</p> </div> <div> <p>Nitish Padam Jain (Director) DIN: 01902557</p> </div> </div> </div> </div>		

STATEMENT OF CHANGES IN EQUITY

Statement of changes of equity for the period April 1, 2024 to September 30, 2024

(Figures in Lacs)

B. Other Equity								
	Balance at the beginning of the reporting period	Changes in accounting policy/prior period items	Restated balance at the beginning of the reporting period	Total Comprehensive Income for the year	Dividends	Transfer to retained earnings	Any other change	Balance at the end of reporting period
i) Equity component of other financial instruments	-	-	-	-	-	-	-	-
ii) retained earnings	129.82	-	-	0.00	-	268.05	0.00	397.87
iii) reserves	-	-	-	-	-	-	-	-
1.1 Reserves representing unrealised gain/losses	-	-	-	-	-	-	-	-
Revaluation surplus	-	-	-	-	-	-	-	-
Exchange differences on translating the financial Statements of a foreign operation	-	-	-	-	-	-	-	-
Others	-	-	-	-	-	-	-	-
	-	-	-	-	-	-	-	-
1.2 Other reserves to be specified separately	-	-	-	-	-	-	-	-
Securities premium	-	-	-	-	-	-	-	-
iii) Total Reserves	-	-	-	-	-	-	-	-
iv) Money received against share warrants	-	-	-	-	-	-	-	-
v) Others	-	-	-	-	-	-	-	-

SUYUKTI HOME SOLUTIONS PRIVATE LIMITED Notes Annexed To And Forming Part Of The Balance Sheet				
Note -2. SHARE CAPITAL		(Rs. in Lacs)		
Particulars	DEC'2024		FY 2024	
	Number of shares	Rs.	Number of shares	Rs.
(a) Authorised 1,00,000 Equity shares of Rs.10/- each with voting rights	10,000	1.00	10,000	1.00
(b) Issued, Subscribed and Paid up 1,00,000 Equity shares of Rs.10/- each with voting rights	10,000	1.00	10,000	1.00
Total	10,000	1.00	10,000	1.00
List of Shareholders holding more than 5% share capital				
Name of Shareholders	No. of Shares	%	Value/Share	Total Value
KASLIWAL PROJECTS PVT LTD	5,000	50.00%	10	0.50
Vinay Dedhia	5,000	50.00%	10	0.50
TOTAL	10,000	100%		1.00

TERMS/RIGHTS ATTACHED TO EQUITY SHARE :

The company has only one class of share capital i.e. equity shares having face value of Rs 10 per share

Each holder of equity share is entitled to one vote per share.

The dividend if any proposed by the Board of Directors is subject to the approval of the shareholders in the ensuing Annual General Meeting, except in case of interim dividend.

In the event of liquidation, the equity shareholders are eligible to receive the remaining assets of the company after distribution of all preferential amounts, in proportion to their shareholding.

NOTE 2A. SHARES HELD BY PROMOTORS

Current Reporting Period			Previous reporting Period	
Promotor's Name	No of shares	% of Total Shares % Change during the Year	No of shares	% of Total Shares % Change during the Year
Anish Padam Jain		0%		0%
		0%		-25%
Nitish Padam Jain		0%		0%
		0%		-25%
Vinay Dedhia	5,000	50%	5,000	50%
		0%		0%
Kasliwal Projects Pvt Ltd	5,000	50%	5,000	50%
		0%		50%

NOTE- 2B. STATEMENTS OF CHANGES IN EQUITY

Particulars	Current Reporting Period	Previous reporting Period
Balance at the beginning of the current reporting period	1.00	1.00
Changes in Equity Share Capital due to prior period error	0.00	0.00
Related Balance at the beginning of the current reporting period	1.00	1.00
Changes in Equity Share Capital during the current year		
---Shares issued on exercise of ESOP	0.00	0.00
---Shares issued as Right Issue	0.00	0.00
Balance at the end of the current reporting period	1.00	1.00

For The Period Of Five Years Immediately Preceding The Date As At Which The Balance Sheet Is Prepared:

(A) "NIL" Aggregate number and class of shares allotted as fully paid-up pursuant to contract(s) without payment being received in cash.

(B)"NIL" Aggregate number and class of shares allotted as fully paid-up by way of bonus shares.

(C)"NIL" Aggregate number and class of shares bought back.

Shares In Respect Of Each Class In The Company Held By Its Holding Company Or Its Ultimate Holding Company Including Shares Held By Or By Subsidiaries Or Associates Of The Holding Company Or The Ultimate Holding Company In Aggregate

Particulars	As at 30-09-2024 Number of Shares	Shareholding %	As at 31-03-2024 Number of Shares	Shareholding %
Equity Shares Face Value Rs.10 each	5000	50	5000	50

Pursuant to the Share Purchase Agreement dated 20th July, 2021 between Mr, Anish Jain, Mr Nitish Jain, Kasliwal Projects Pvt Ltd and Suyukti Home Solutions Pvt Ltd and Board Resolution dated 27th March, 2024, Kasliwal Projects Pvt Ltd had purchased and acquired 5000 Equity Shares i.e. equivalent to 50% (Fifty Percent) shareholding of the Company for a consideration of Rs.50,000 (Fifty Thousand Only) from the Selling Shareholders namely Anish Jain and Nitish Jain

NOTE-9

FIXED ASSETS - Tangible Assets

(Rs. In Lacs)

		GROSS BLOCK				DEPRECIATION				IMPAIRMENT	RESIDUAL	NET BLOCK	
S.No	Particulars	Balance as on 01-Apr-24	Additions	Deductions	Balance as on 30-Sep-24	Opening 01-Apr-24	Deductions	For the year	upto 30-Sep-24	As at 30-Sep-24	VALUE 5%	As at 30-Sep-24	As at 31-Mar-24
A	Property Plant & Equipment												
1	Office Equipment												
	---Owned	8.99	1.41	0.00	10.40	5.03	0.00	1.82	6.85	0.00	0.52	3.55	3.96
2	Computers												
	---Owned	2.54	0.00	0.00	2.54	1.66	0.00	0.43	2.09	0.00	0.13	0.45	0.88
3	Plant & Machinery												
	---Owned	285.70	39.01	0.00	324.70	57.44	0.00	33.28	90.72	0.00	16.24	233.99	228.26
4	Furniture & Fittings												
	---Owned	2.54	0.00	0.00	2.54	0.69	0.00	0.36	1.05	0.00	0.13	1.49	1.85
5	Electrical Installations												
	---Owned	5.79	1.05	0.00	6.84	1.24	0.00	1.15	2.39	0.00	0.34	4.44	4.54
6	Motor vehicles												
	---Owned	4.91	0.00	0.00	4.91	2.08	0.00	0.65	2.73	0.00	0.25	2.18	2.83
7	Laboratory Equipment												
	---Owned	0.45	0.00	0.00	0.45	0.22	0.00	0.05	0.26	0.00	0.02	0.19	0.23
	TOTAL	310.91	41.46	0.00	352.38	68.37	0.00	37.73	106.10	0.00	17.62	246.28	242.55
B	Intangible Assets												
		0.00	0.00	0.00	0.00	0.00	0.00	0.00	0.00	0.00	0.00	0.00	0.00
	TOTAL	0.00	0.00	0.00	0.00	0.00	0.00	0.00	0.00		0.00	0.00	0.00
	Previous Year	187.80	123.12	0.00	310.92	24.94	0.00	43.43	68.37	0.00	15.55	242.55	162.86

The Company has not done any revaluation of its Property Plant and Equipment. In case of any revaluation company shall get the revaluation done by a registered valuer as defined under rule 2 of the Companies (Registered Valuers and Valuation) Rules, 2017

CAPITAL WORK IN PROGRESS (CWIP)

(a) Ageing Schedule

CWIP	Amount in CWIP for a period of				Total
	Less than 1 year	1-2 years	2-3 Years	More than 3 years	
Projects in progress	NIL				
Projects temporarily suspended					

(b) Completion Schedule

CWIP	To be Completed in				Total
	Less than 1 year	1-2 years	2-3 Years	More than 3 years	
Project 1	NIL				
Project 2					

INTANGIBLE ASSETS

(a) Ageing Schedule

Intangible Assets under Development	Amount in CWIP for a period of				Total
	Less than 1 year	1-2 years	2-3 Years	More than 3 years	
Project 1	NIL				
Project 2					

(b) Completion Schedule

Intangible Assets under Development	To be Completed in				Total
	Less than 1 year	1-2 years	2-3 Years	More than 3 years	
Project 1	NIL				
Project 2					

SUYUKTI HOME SOLUTIONS PRIVATE LIMITED

Notes Annexed To And Forming Part Of The Balance Sheet

Note 3: RESERVES AND SURPLUS

(Rs. in Lacs)

Particulars	DEC'2024	FY 2024
(A) Securities premium account		
Opening balance	0	0
Add/Less: Changes during the year	0	0
Closing Balance	0	0
(B) Surplus / (Deficit) in Statement of Profit and Loss		
Opening balance	129.82	65.63
Add: Profit / (Loss) for the year	323.84	76.92
Add: Comprehensive Income for the year	-	-
Less: Prior Period Adjustment	-	-
Less: Provision for Income Tax	54.95	15.22
Less: Provision for Deferred Tax	0.84	(2.50)
Closing balance	397.87	129.82
Total	397.87	129.82

Note 4: LONG TERM BORROWINGS

(Rs. in Lacs)

Particulars	DEC'2024		FY 2024	
	Secured	Unsecured	Secured	Unsecured
<u>Unsecured Loans</u>				
Axis Bank Loan		4.97		6.25
Fed Bank Loan		4.95		7.00
Fullerton India		7.10		8.77
HDFC Bank Ltd Loan		5.05		7.22
ICICI Bank Loan		6.29		7.90
Kotak Bank Loan		8.46		10.40
Mahindra Finance		-		-
Poonamwalla Fincorp Limited		6.34		7.97
Ugromas Loan		5.05		6.50
Yes Bank Loan		7.10		8.82
<u>From Related Parties</u>				
<u>Loan From Directors</u>				
Gautam Steel (Prop Vinay Dedhia)		150.00		150.00
Sumeet Steel (Prop Nitish Jain)		275.63		270.23
Anish Jain		21.00		
TOTAL	0	501.95	0	491.07

The loans are in the nature of Unsecured Term Loans with personal guarantee by Directors

PERIOD AND AMOUNT OF CONTINUING DEFAULT AS ON THE BALANCE SHEET DATE IN REPAYMENT OF LOANS AND INTEREST

"NIL"

Note 5 DEFERRED TAX LIABILITY

(Rs. in Lacs)

Particulars	DEC'2024	FY 2024
Opening Balance	0.00	2.20
Add: Deferred tax Liabilities	0.54	-
Less: DTA Adjusted	0.00	2.20
TOTAL	0.54	-

Note 6: SHORT TERM BORROWINGS

(Rs. in Lacs)

Particulars	DEC'2024		FY 2024	
	Secured	Unsecured	Secured	Unsecured
<u>Loans repayable on demand from Banks</u>				
CC Facility from SBI Bank		114.31		171.99
<u>Current Maturities of Long term Liability</u>				
Axis Bank Loan		2.11		5.96
Fed Bank Loan		2.12		5.84
Fullerton India		2.66		7.33
HDFC Bank Ltd Loan		2.11		5.07
ICICI Bank Loan		2.63		7.43
Kotak Bank Loan		3.16		8.81
Mahindra Finance		0.00	1.39	
Poonamwalla Fincorp Limited		2.66		7.49
Ugromas Loan		2.19		5.91
Yes Bank Loan		2.67		7.27
TOTAL	0.00	136.63	1.39	233.10

CC Facility from SBI Bank is in the nature of CGTMSE with personal guarantee given by Directors

In respect of working capital loans, monthly returns or statements of current assets filed by the company with banks are in agreement with the books of accounts.

The Company has not been declared wilful defaulter by any bank or financial institution or government or any government authority.

PERIOD AND AMOUNT OF CONTINUING DEFAULT AS ON THE BALANCE SHEET DATE IN REPAYMENT OF LOANS AND INTEREST

"NIL"

Note 7: TRADE PAYABLES

(Rs. in Lacs)

Particulars	DEC'2024		FY 2024	
	MSME Dues	Others	MSME Dues	Others
<u>A) Towards Related parties</u>				
Sumeet Steel	0.40		4.37	
Samatva Home Solutions Pvt Ltd	0.96		12.32	
Smidge Home Solutions Pvt Ltd.	0.14			
Kasliwal Projects Pvt Ltd-Rent		0.00		
Nitish Jain-Sumeet Steel	-0.60			
<u>B) Other Trade Payables</u>				
Acme Print & Pack		0.00		0.00
ACM Enterprise		41.69		0.00
Agarwal Metal Co.		8.98		38.23
Al Noor Trading		0.00		0.00
Alles Industries		4.68		
Amar Plastics		0.00		0.00
Amrapali Glass Industries		11.84		0.00
APH Tech		0.00		0.00
Arpit Labels		0.83		
Avon Appliance Pvt Ltd		-0.01		0.00
Shree Balaji Steel		0.03		0.80
Bhavika Metal Pvt. Ltd.		-0.15		
Biyani Packaging Pvt .Ltd.		4.17		
Darshak Corporation		0.09		0.02
Darshak Hardware		0.24		0.01
Darshak Electric & Hardware		0.00		
Dayabhai Raghavbhai Sapriya		0.03		
Dhanlaxmi Laser Technology		0.25		
Home Zone Stainless Pvt Ltd		-0.03		-0.03
Hem's Corporation		1.13		
H P Packaging		1.14		
Dlecta Foods Pvt Ltd		0.00		0.03
Equinox Stainless		26.45		
Gajanan Steel Corporation		0.00		0.00
Gautam Steels		58.07		
Gautam Steels		2.16		
Jagruti Metal Industries		47.23		
Jai Nikhil Travel Co.		0.00		0.00
Jyoti Tools		1.58		14.15
Jayesh Laxman Gharat (Water)		0.05		0.10
JP Print Solutions		0.57		
Kalpana Trading		0.00		
Kanti Enterprise		0.26		
Krish Cookware LLP 22-23		0.00		-0.62
Mamta Machine Tools		0.00		0.00
Maxima Rubber Industries		0.51		
Metal Craft Industries		15.00		
Mukto Steel Works		-1.15		-1.15
Munib Buffing Works		0.00		0.00
Nandini Enterprises		0.05		0.00
Nandu Narulal Kamliya		0.04		
National Pneumatic Systems		0.61		0.00
Osahan Tools India	-		0.61	
Pack Rack		68.48		20.98
Padmakshi Packaging		7.58		
Padmavati Tools & Hardware Store		1.00		
Paras Industries		0.00		
PATIL RMD ENTERPRISES		0.57		
Pragna Metals		1.30		0.00
Pre Tech Industries		1.82		
Rameshwar Machine Tools		0.00		
Ranjeet Vasudev Patil (Transport)		0.71		0.12
R.K.Computers		0.06		

R Murarka & Co.	0.44		
Rubix Data Sciences Pvt Ltd.	0.00		0.00
S. K. Hardware	0.06		
Superb Technologies	-0.02		
Top10 Retails Pvt Ltd	-1.50		
Sai Nutan Canteen	0.00		0.00
Sai Sagar Water Suppliers	0.00		0.00
Shanti Impex India	1.50		7.29
Shree Navdurga Cargo Service	0.00		0.00
Shree Siddhivinayak Restaurant	0.15		0.01
S M D B Metal Kraft LLP	35.47		24.77
Srishti Enterprises	23.72		14.98
Star Enterprise	84.93		0.00
Syrohchem Laboratories Pvt Ltd.	0.00		
Ami Metal Pressing Works	-0.05		0.15
Amrapali Plastic Industries	10.29		0.00
Arihant Fastners	0.00		0.00
Efficacious Advisors Pvt Ltd	-0.04		
Goyal & Shah LLP	0.36		0.04
Jain Road Carriers	0.00		0.00
Jyoti Metal Works	0.00		0.00
Kala Enterprises	0.00		0.00
Royal Enterprises	0.00		-0.24
Saachi Enterprises	28.18		10.14
Savla Enterprise	0.28		
Shreepal Industries	12.00		0.00
Shweta Print - Pack Pvt. Ltd.	12.46		7.54
Aaradhya Enterprises	1.35		3.05
AMRIT POLYCHEM PRIVATE LIMITED	0.98		3.81
Arohi Air Tech	0.00		0.94
Asia Enterprises	6.20		6.34
ATMY ANALYTICAL LABS PVT LTD	0.00		
Avinash Metal	3.89		4.26
Badri Hardware Tools & Machinery	0.00		0.09
Chanvim Engineering (I) Pvt Ltd	0.04		0.04
C.T.Corporation	0.00		
Darshan Engineering Works	0.15		0.24
Delta Pack	2.42		3.60
Divya Kitchenware Pvt Ltd	202.45		19.88
Dwarkesh Enterprises	0.00		0.05
Electrotherm India Ltd.	0.00		-0.32
GURUDEV APPLIANCES	0.00		0.01
Handy Logistics	4.49		0.27
Hari Om Engineering Works	0.00		
Hasibul Steel Work	-5.69		7.97
Hitsu Mota & Co	0.15		
Hosmroc Impex	0.00		1.33
Ideal Hydraulic	0.00	0.16	
JDBS Translines	0.11		
Mahadev Circle Cutting Works	0.00		0.58
Microworld Computers	0.00		0.09
Mihir Machine Tools	0.20		
Monil Steel Arts	0.05		
Mira Inform	-0.11		-0.05
MSC Mediterranean Shipping Company S.A	0.00		
MP Stainless Works LLP	15.04		50.77
New Ganesh Trading	0.00		0.04
N K Traders	0.50		
Noble Enterprises	0.18		
Parag Security Services	0.28		0.28
Pasupathi CNI	5.67		25.55
Pressing Press Enterprises	0.66		0.34
Prestige International	0.00		
Rudra Enterprise	3.23		5.42

Santosh Tiffine Service		0.00		0.23
Shree Krupa Engineering		-0.15		-0.15
Shree Metal Industries		-3.43		
Shree Radhe Krishna Sweets		0.00		0.27
Shree Shakti Electromelts India		0.14		
Shiv Shakti Etch Tech		2.02		0.71
SHUBHSHILP KITCHENWARE		21.17		
Siddhivinayak Enterprises		0.03		0.02
Somnath Mal		-0.12		-0.09
S.S.Hydraulics Co.		-0.10		0.26
S.S.Steel Co (2024-2025)	0.00		0.04	
Star Fabricators		4.91		-5.97
Suman Steels India LLP		0.08		1.23
The Metal & Paper Mkts.& Shop Mathadi		0.30		0.16
Thorson Industries LLP		0.09		
Udaya Udhyog		3.01		
Valcour Houseware LLP		1.26		
Vardhaman Fasteners		0.78		
Vikash Transport Service		0.00		0.03
Yusuf Abdul Salam Khan		0.09		
Zitten Seating Systems Pvt Ltd		0.00		-0.01
TOTAL	0.91	788.40	17.50	268.60

Ageing Analysis				
Outstanding for following periods from due date of payment/transaction date				
Particulars	DEC'2024		FY 2024	
Less than 1 Year	0.91	788.35	17.50	268.60
1-2 Years	0.00	0.00	0.00	0.00
2-3 Years	0.00	0.04	0.00	0.00
More than 3 years	0.00	0.00	0.00	0.00
Total	0.91	788.40	17.50	268.60

Disclosure under section 22 of the MICRO, SMALL & MEDIUM DEVELOPMENT ACT 2006		
Particulars	DEC'2024	FY 2024
Principal amount remaining unpaid to suppliers	0.91	17.50
Interest due on the above mentioned principal	"Nil"	"Nil"
Amount of interest paid by the company in terms of section 16	"Nil"	"Nil"
Amount of Interest due and payable for the period of delay in making payment but without adding the interest as specified	"Nil"	"Nil"
Amount of interest accrued and remainig unpaid	"Nil"	"Nil"

The dues has been determined on the basis of intimation received from "supplier" regarding their status under the Act.

Note 8 OTHER CURRENT LIABILITIES

(Rs. in Lacs)

Particulars	DEC'2024	FY 2024
<u>Dues towards Statutory Authorities</u>		
TDS Liability	0.92	3.76
Salary Payable	11.76	8.41
PT Payable	0.45	0.08
Provision for Electricity	2.07	2.79
ESIC Payable	0.06	0.16
PF Payable	0.56	0.58
<u>Liability related to expenses</u>		
Payable to Swaroop Jain	0.40	-0.05
<u>Liability towards Related Parties</u>		
Rent Payable to Kasliwal Projects Pvt Ltd	2.43	2.43
Professional Fees Payable to Vinay Dedhia	0.00	0.00
Payable to A.J and Co (Anish Jain HUF)	0.00	5.94
Expenses Incurred by Anish Jain	0.03	13.44
Professional Fees Payable to Anish Jain	0.00	4.50
Expenses Incurred by Vinay Dedhia	0.00	1.44
Professional Fees Payable to Nitish Jain-Sumeet Steel	0.00	17.82
Advance from Customers	125.00	
Total	143.67	61.30

Note10 SHORT TERM PROVISIONS

(Rs. in Lacs)

Particulars	DEC'2024	FY 2024
Provision for Income Tax	54.95	15.22
Total	54.95	15.22

Note 11 NON CURRENT INVESTMENTS

(Rs. in Lacs)

At cost unless otherwise specified

Particulars	DEC'2024	FY 2024
<u>Investments in Equity Instruments</u>	0	0
<u>Others</u>	0	0
Total	0	0

Details of Subsidiaries

Particulars	Percentage of Shareholding	Partly-Paid/Fully-Paid
Nil	0	Fully-Paid
	Face Value per Share	Amount
	0	0

Details of quoted /unquoted Investments

Particulars	DEC'2024	FY 2024
<u>Aggregate amount of unquoted investments</u>		
--Book Value	0.00	0.00
<u>Aggregate amount of Quoted investments</u>		
--Book Value	0.00	0.00
--Market Value	0.00	0.00

Title deeds of immovable Property not held in name of the Company

Description of the Property	Gross Value	Title Deed held in the name of	Whether title deed holder is a promoter, director or relative# of promoter*/director or employee of promoter/director	Reason for not being held in the name of the company
-----------------------------	-------------	--------------------------------	---	--

NIL

Note: No Proceedings have been initiated or pending against the company for holding any benami property under the Benami Transactions (Prohibition) Act, 1988 (45 of 1988) and the rules made thereunder

Note 12: DEFERRED TAX ASSETS

(Rs. in Lacs)

Particulars	DEC'2024	FY 2024
Opening Balance	0.30	0.00
Less: Current year deferred tax liability adjusted	-0.30	0.00
Add: Deferred tax Assets	0.00	0.30
TOTAL	0.00	0.30

Note 13 LONG TERM LOANS AND ADVANCES

(Rs. in Lacs)

Particulars	DEC'2024		FY 2024	
	Considered Good	Considered Doubtful	Considered Good	Considered Doubtful
<u>To Related Parties</u>				
<u>Others</u>				
Total	0	0	0	0

Type of Borrower	Amount of loan and Advance in the nature of Loan outstanding	Percentage to the total Loans and Advances in the nature of loans	Amount of loan and Advance in the nature of Loan outstanding	Percentage to the total Loans and Advances in the nature of loans
<u>Repayable on Demand</u>				
Promotors	0	0.00%	0	0.00%
Directors	0	0.00%	0	0.00%
KMPs	0	0.00%	0	0.00%
Related Parties	0	0.00%	0	0.00%
<u>without specifying any terms or period of repayment</u>				
Promotors	0	0.00%	0	0.00%
Directors	0	0.00%	0	0.00%
KMPs	0	0.00%	0	0.00%
Related Parties	0	0.00%	0	0.00%

Note 14 NON CURRENT ASSETS
(Rs. in Lacs)

(At lower of cost and net realisable value)

Particulars	DEC'2024	FY 2024
<u>Deposits</u>	0.51	
Total	0.51	0

Note 15 INVENTORIES

(At lower of cost and net realisable value)

(Rs. in Lacs)

Particulars	DEC'2024	FY 2024
<u>Raw Materials</u>		
---In Stock	616.58	322.21
<u>W I P</u>		
---In Stock	174.46	
<u>Stock-in-trade(in respect of goods acquired for trading)/Finished Goods</u>		
---In Stock	135.90	152.80
Total	926.94	475.01

Note 16 TRADE RECEIVABLES
(Rs. in Lacs)

Particulars	DEC'2024		FY 2024	
	Considered Good	Considered Doubtful	Considered Good	Considered Doubtful
<u>Disputed</u>				
<u>Undisputed</u>				
<u>Towards Related parties</u>				
Aramex Appliances Pvt. Ltd.	-13.79		19.00	
Kasliwal Projects Pvt Ltd	533.73		236.87	
Home Kingdom Private Limited	3.48			
Chef Story Home Appliances Pvt Ltd	9.42			
Gautam Steel	74.85		60.20	
Svasti Home Solutions Pvt. Ltd.	-50.00			
<u>Towards Others</u>				
Classic Steels	0.89			
Dinnadhu Metal Mart	2.53			
Good Roots Kitchenware Pvt Ltd	-0.13		-0.13	
Kent RO Systems Ltd - Noida	0.27		0.35	
Hindustan Traders	0.72		0.00	
Kailash Steel Industries	0.29			
Krish Cookware Llp	0.62			
Mahavir Metal	1.23		0.01	
Allo Innaware	12.10		2.20	
Amit Metal Industries	4.49			
Annica Enterprises	0.00		0.53	
Ashok Traders	0.00			
Brilliant International LLP	0.40			
Mahadhavshri Export P Ltd	0.00		-0.54	
Mukesh Bansal & Co	-0.04		-0.26	
Onestop Retails Pvt Ltd	0.02			
Parthvi Enterprises	-1.08			
Shivam Metals	0.00		0.85	
M/S. Stallion Enterprise	0.11			
Via Swiss Trading SA	0.00		2.86	
TOTAL	580.11	0.00	321.96	0.00

Ageing Analysis				
Outstanding for following periods from due date of payment/transaction date				
Particulars	DEC'2024		FY 2024	
Less than 6 Months	580.11	0.00	321.96	0.00
6 Months -1Year	0.00	0.00	0.00	0.00
1-2 Years	0.00	0.00	0.00	0.00
2-3 Years	0.00	0.00	0.00	0.00
More than 3 years	0.00	0.00	0.00	0.00
Total	580.11	0.00	321.96	0.00
Note 17 CASH AND CASH EQUIVALENTS (Rs. in Lacs)				
Particulars	DEC'2024		FY 2024	
<u>Cash in Hand</u>				
Cash (Including Petty Cash)		2.64		0.51
<u>Balance with Banks</u>				
SBI Bank-CA		0.61		0.45
Total		3.25		0.96
Note 18 SHORT TERM LOANS AND ADVANCES (Rs. in Lacs)				
Particulars	DEC'2024		FY 2024	
	Considered Good	Considered Doubtful	Considered Good	Considered Doubtful
<u>To Related Parties</u>				
<u>Dues from Statutory Authorities</u>				
Advance Tax	12.00		8.00	
GST Receivable	219.55		163.19	
TDS Receivable	3.47		3.09	
TCS Receivable	0.70		0.16	
GST Refund passed and receivable	29.41			
IGST oon Imports receivable	0.00			
IGST on Export Sales	0.00		0.49	
<u>Advances to Suppliers</u>				
Zhejiang Jinnuo Composite Materials				
<u>Other Advances</u>				
Advance to Staff	3.71		3.30	
Total	268.84	0.00	178.23	0.00
Type of Borrower	Amount of loan and Advance in the nature of Loan outstanding	Percentage to the total Loans and Advances in the nature of loans	Amount of loan and Advance in the nature of Loan outstanding	Percentage to the total Loans and Advances in the nature of loans
	<u>Repayable on Demand</u>			
Promotors	0	0.00%	0	0.00%
Directors	0	0.00%	0	0.00%
KMPs	0	0.00%	0	0.00%
Related Parties	0	0.00%	0	0.00%
Type of Borrower	Amount of loan and Advance in the nature of Loan outstanding	Percentage to the total Loans and Advances in the nature of loans	Amount of loan and Advance in the nature of Loan outstanding	Percentage to the total Loans and Advances in the nature of loans
	<u>without specifying any terms or period of repayment</u>			
Promotors	0	0.00%	0	0.00%
Directors	0	0.00%	0	0.00%
KMPs	0	0.00%	0	0.00%
Related Parties	0	0.00%	0	0.00%

Note 19 OTHER CURRENT ASSETS

(Rs. in Lacs)

Particulars	DEC'2024	FY 2024
<u>Prepaid Expenses</u>	0	0
Total	0	0

Note 20 REVENUE FROM OPERATIONS

(Rs. in Lacs)

Particulars	DEC'2024	FY 2024
<u>REVENUE FROM SALE OF PRODUCTS</u>		
EXPORTS	0.00	4.08
DOMESTIC		
Sales	2,694.80	2,227.77
Sub-Total	2,694.80	2,231.86
Less: Excise Duty	0.00	0.00
Less: Debit Note & Sale Returns	76.29	35.49
SUB-TOTAL	2,618.51	2,196.37
<u>OTHER OPERATING REVENUE</u>		
Foreign Exchange Gain	2.27	1.50
Discount	2.59	0.11
Packing Charges	0.73	4.64
Freight	0.01	
Transport Charges	0.00	1.79
Total	2,624.11	2,204.41

Note 21 OTHER INCOME

(Rs. in Lacs)

Particulars	DEC'2024	FY 2024
Interest on FD	0.00	0.00
Dividend	0.00	0.00
Other Non Operating Income	0.00	0.00
Total	0.00	0.00

Note 22 RAW MATERIAL CONSUMED

(Rs. in Lacs)

Particulars	DEC'2024		FY 2024	
RAW MATERIAL CONSUMED				
IMPORTS				
Opening Stock	0.00		0.00	
Add: Purchases	279.30		221.64	
Less: Closing Stock	71.25	208.05	0.00	221.64
INDIGENOUS				
Opening Stock	322.21		287.09	
Add: Purchases	1,680.84		1,067.19	
Less: Closing Stock	545.33	1,457.72	322.21	1,032.08
Total	1,665.77		1,253.72	

Note 23 PURCHASES

(Rs. in Lacs)

Particulars	DEC'2024		FY 2024	
Purchases				
Purchaes-Import				
Total	-		-	

Note 24 CHANGES IN INVENTORIES

Particulars	DEC'2024		FY 2024	
FINISHED GOODS				
Opening Stock	152.80		164.02	
Less: Closing Stock	135.90	16.90	152.80	11.21
WORK IN PROGRESS				
Opening Stock	0.00		0.00	
Less: Closing Stock	174.46	-174.46	0.00	0.00
OTHERS				
Opening Stock	0.00		0.00	
Less: Closing Stock	0.00	0.00	0.00	0.00
Total	-157.55		11.21	

Note 25 EMPLOYEE BENEFIT EXPENSES

(Rs. in Lacs)

Particulars	DEC'2024		FY 2024	
To Related Party				
Director's Remuneration			0.00	
Incentives to Director			0.00	
To Others				
Salaries and wages	113.75		127.85	
Staff Welfare	6.26		8.86	
ESIC Contribution by Employer	0.65		0.48	
PF Contribution by Employer	2.71		0.84	
Total	123.36		138.02	

Note 26 FINANCE COST

(Rs. in Lacs)

Particulars	DEC'2024		FY 2024	
Interest Expenses				
Bank Interest	30.20		50.99	
Interest-Others	6.00		12.00	
Other Borrowing Costs	0.00		0.00	
Processing Fees	0.00		3.87	
Bank Charges	0.08		0.24	
Total	36.28		67.10	

Note 27 OTHER EXPENSES

(Rs. in Lacs)

Particulars	DEC'2024	FY 2024
<u>Direct Expenses</u>		
Packaging & Forwarding Expenses	189.62	123.00
Freight Charges	1.20	3.59
Loading & Unloading Charges	3.50	2.82
Labour Job Charges	261.24	276.30
Factory Expenses	15.35	57.22
Electricity Charges	22.38	34.03
Buffing Expenses	1.58	1.72
Import Expenses	13.71	6.74
Total-Part A	508.58	505.43
<u>Indirect Expenses</u>		
<u>Rent, Rates and Taxes</u>		
Rent	18.00	13.31
<u>Business Promotion Expenses</u>		
Sales Promotion Expenses	7.11	2.51
<u>Printing and Stationery</u>		
Printing and Stationery	0.11	0.16
<u>Repairs and Maintenance</u>		
Office Maintenance and Repairs	1.41	0.18
<u>Travelling Expenses</u>		
Foreign	0.00	0.00
Domestic	0.15	0.14
<u>Other Expenses</u>		
Local Transportation	2.62	0.56
Commission on Sales Expenses	0.73	5.12
Office Expenses	4.21	7.13
Professional Fees paid to Directors	35.29	66.50
Insurance Expenses	0.90	0.70
Professional Tax	0.03	0.05
Statutory Charges	0.10	0.21
Professional Fees	4.22	0.74
Courier Charges	1.71	1.08
Fees for Contractual Services	0.00	5.50
Membership & Subscription	0.00	0.05
Fuel Charges	0.60	0.66
Miscellaneous Expenses	8.04	
Laboratory Testing Charges	0.41	3.37
<u>Payment to Auditors</u>		
Statutory Audit Fees	0.45	0.60
Total-Part B	86.09	108.58

Note 28 EARNINGS PER SHARE

Particulars	DEC'2024	FY 2024
<u>CALCULATION OF BASIC EPS</u>		
Profit After Tax For The Year (a)	90.19	64.20
Profit For Equity Shareholders (a)	90.19	64.20
No. Of Equity Shares (d)	10	10
Basic EPS (c/d)	901.87	641.98
<u>CALCULATION OF DILUTED EPS</u>		
Profit After Tax For The Year (a)	90.19	64.20
No. Of Equity Shares (b)	10	10
No. Of Convertible Equity Shares (c) (#)	0	0
Total No. Of Shares (b+c)= (d)	10	10
Diluted EPS (a/d) (#)	901.87	641.98

OTHER STATUTORY INFORMATION

1
To the best available information company does not have any trasanctions with companies struck off under section 48 of the Companies Act, 2013 or section 560 of Companies Act, 1956

Name of struck off Company	Relationship with the Struck off company, if any, to be disclosed	Balance outstanding	Nature of transactions with struck-off Company
			Investments in securities
NIL			Receivables
			Payables
			Shares held by struck-off Company
			Other outstanding balances

2
There are no charges or satisfaction yet to be registered with Registrar of Companies beyond the statutory period.

3
The company has complied if any with the number of layers prescribed under clause (87) of section 2 of the Act read with Companies (Restriction on number of Layers) Rules, 2017

4

Formula	Ratios	DEC'2024	FY 2024	% Change
Current Assets	Current Ratio	1.58	1.63	-3.23%
Current Liabilities				

Reason if any:

Total Debt	Debt-Equity Ratio	1.60	5.55	-71.13%
Total Equity				

Reason if any: Repayment of Debt

Earnings before Finance Cost, Tax, Depreciation and Exceptional Items	Debt Service Coverage Ratio	10.96	1.65	565.73%
Finance cost + Principal Repayments made during the year for long term loans				

Reason if any: Reduction in Interest Cost due to repayment of debt

Profit before extraordinary items after Tax	Return on Equity Ratio	1.01	0.65	55.64%
Average Net Worth				

Reason if any:

Cost of Goods Sold (Cost of Material Consumed + Purchases + Changes in Inventory + Direct Expenses)	Inventory Turnover Ratio	2.88	3.82	-24.74%
Average Inventories of Finished Goods, Stock-in-Process and Stock-in-Trade				
Reason if any: Due to increase in inventory during the year				
Revenue from Operations	Trade Receivables Turnover Ratio	5.82	8.34	-30.20%
Average Trade Receivables				
Reason if any: Due to increase in trade receivables during the year				
Cost of Goods Sold (Purchases of RM + Other Purchases + Direct Expenses)	Trade Payables Turnover Ratio	4.04	8.11	-50.14%
Average Trade Payables				
Reason if any:				
Revenue from Operations	Net Capital Turnover Ratio	4.01	5.82	-31.07%
Working Capital (Current Assets - Current Liabilities)				
Reason if any:				
Profit After Tax (after exceptional items)	Net Profit Ratio	0.10	0.03	250.75%
Total Income				
Reason if any: Impact of increase in net profit after tax during the year				
Net Profit After Tax + Deferred Tax Expense/(Income) + Finance Cost (-) Other Income	Return on Capital Employed	0.32	0.15	109.63%
Average Capital Employed **				
Reason if any: Due to increase in other income as compared to previous year				
Other Income	Return on Investment	0.00	0.00	0.00%
Average Non Current Investments, Current Investments,Cash& Cash Equivalents				
Reason if any: Due to increase in other income as compared to previous year				

** Capital employed includes Equity, Borrowings, Deferred Tax Liabilities, Creditor for Capital Expenditure and reduced by Investments, Cash and Cash Equivalents, Capital Work-in-Progress, Deferred Taxes and Intangible Assets under Development.

5

No scheme of arrangements has been approved by the Competent Authority in terms of sections 230 to 237 of the Companies Act, 2013, hence disclosure not applicable

6

To the best of company's knowledge and belief, no funds have been advanced or loaned or invested (either from borrowed funds or share premium or any other sources or kind of funds) including Holding Company or any of such subsidiaries to or in any other person(s) or entities, including foreign entities ("Intermediaries"), with the understanding, whether recorded in writing or otherwise, that the Intermediary shall, whether, directly or indirectly lend or invest in other persons or entities identified in any manner whatsoever by or on behalf of the company, its respective Holding Company or any of such subsidiaries ("Ultimate Beneficiaries") or provide any guarantee, security or the like on behalf of the Ultimate Beneficiaries.

SUYUKTI HOME SOLUTIONS PRIVATE LIMITED

NOTES FORMING PART OF THE FINANCIAL STATEMENTS

1) CORPORATE INFORMATION:

Suyukti Home Solutions Pvt. Ltd. was incorporated on June 30, 2021 to carry on the business of manufacturing ferrous and non-ferrous household utensils and cookware's.

2) SIGNIFICANT ACCOUNTING POLICIES

a) Basis of preparation

These financial statements have been prepared in accordance with the Generally Accepted Accounting Principles in India ('Indian GAAP') to comply with the Accounting Standards specified under Section 133 of the Companies Act, 2013, read with Rule 7 of the Companies (Accounts) Rules, 2014 and the relevant provisions of the Companies Act, 2013. The financial statements have been prepared under the historical cost convention on accrual basis.

b) Use of estimates

The preparation of financial statements requires the management of the Company to make estimates and assumptions that affect the reported balances of assets and liabilities and disclosures relating to the contingent liabilities as at the date of the financial statements and reported amounts of income and expense during the year. Examples of such estimates include provisions for doubtful receivables, employee benefits, provision for income taxes, accounting for contract costs expected to be incurred, the useful lives of depreciable fixed assets and provisions for impairment. Future results could differ due to changes in these estimates and the difference between the actual result and the estimates are recognized in the period in which the results are known / materialize.

c) Fixed Assets

Fixed assets are stated at cost, less accumulated depreciation/amortization. Costs include all expenses incurred to bring the asset to its present location and condition.

d) Depreciation / Amortization

In respect of fixed assets (other than freehold land and capital work-in-progress) depreciation/ amortization is charged on a written down value method.

e) Impairment

At each balance sheet date, the management reviews the carrying amounts of its assets included in each cash generating unit to determine whether there is any indication that those assets were impaired. If any such indication exists, the recoverable amount of the asset is estimated in order to determine the extent of impairment. Recoverable amount is the higher of an asset's net selling price and value in use. In assessing value in use, the estimated future cash flows expected from the continuing use of the asset and from its disposal are discounted to their present value using a pre-tax discount rate that reflects the current market assessments of time value of money and the risks specific to the asset. Reversal of impairment loss, if any is recognized as income in the statement of profit and loss.

f) Investments

Long-term investments and current maturities of long-term investments are stated at cost, less provision for other than temporary diminution in value. Current investments, except for current maturities of long-term investments, if any are stated at the lower of cost and fair value.

g) Revenue recognition

Revenues from contracts priced on a time and material basis are recognized when services are rendered and related costs are incurred.

Revenues are reported net of trade discounts.

Dividends are recorded on a cash basis.

Interest income is recognized on time proportion basis taking into account the amount outstanding and the rate applicable.

h) Taxation

Current income tax expense comprises taxes on income from operations in India. Income tax payable in India is determined in accordance with the provisions of the Income Tax Act, 1961.

Minimum Alternative Tax (MAT) paid in accordance with the tax laws in India, which gives rise to future economic benefits in the form of adjustment of future income tax liability, is considered as an asset if there is convincing evidence that the Company will pay normal income tax after the tax holiday period. Accordingly, MAT is recognized as an asset in the balance sheet when the asset can be measured reliably and it is probable that the future economic benefit associated with it will fructify.

Deferred tax expense or benefit is recognized on timing differences being the difference between taxable incomes and accounting income that originate in one period and is likely to reverse in one or more subsequent periods. Deferred tax assets and liabilities are measured using the tax rates and tax laws that have been enacted or substantively enacted by the balance sheet date.

In the event of unabsorbed depreciation and carry forward of losses, deferred tax assets are recognized only to the extent that there is virtual certainty supported by convincing evidence that sufficient future taxable income will be available to realize such assets.

In other situations, deferred tax assets are recognized only to the extent that there is reasonable certainty that sufficient future taxable income will be available to realize these assets.

Advance taxes and provisions for current income taxes are presented in the balance sheet after off-setting advance taxes paid and income tax provisions arising in the same tax jurisdiction for relevant tax paying units and where the Company is able to and intends to settle the asset and liability on a net basis. The Company offsets deferred tax assets and deferred tax liabilities if it has a legally enforceable right and these relate to taxes on income levied by the same governing taxation laws.

i) Foreign currency transactions

Income and expenses in foreign currencies are converted at exchange rates prevailing on the date of the transaction. Foreign currency monetary assets and liabilities if any other than net investments in non- integral foreign operations are translated at the exchange rate prevailing on the balance sheet date and exchange gains and losses are recognized in the statement of profit and loss

Particulars	Income (Rs.in lakhs)	Expenditure (Rs.in lakhs)
Gain and Loss on Foreign Currency transaction and translation	2.27	Nil
Royalty	Nil	Nil
Know-How	Nil	Nil
Professional and Consultation fees	Nil	Nil
Interest	Nil	Nil
Dividend	Nil	Nil
Other Matters	Nil	Nil
Export of Goods on FOB basis	Nil	Nil

j) Inventories

Purchased goods-in-transit are carried at cost. Trading goods purchased by the Company are carried at lower of cost and net realizable value.

Value of Imports Calculated on CIF Basis by the company during the financial year in respect:

Particulars	Amount (Rs. in lakhs)
Raw Materials	279.30
Component and Spare Parts	NIL
Capital Goods	NIL

Consumption Details:

Particulars	Consumed (Rs. in lakhs)	% of Total Consumption
<u>IMPORTED</u>		
Raw Materials	208.05	12%
Spare Parts	Nil	Nil
Components	Nil	Nil
<u>INDIGENOUS</u>		
Raw Materials	1457.72	88%
Spare Parts	Nil	Nil
Traded Goods	Nil	Nil

k) Provisions, Contingent Liabilities and Contingent Assets

A provision is recognized when the Company has a present obligation as a result of past event and it is probable that an outflow of resources will be required to settle the obligation, in respect

of which reliable estimate can be made. Provisions (excluding retirement benefits) are not discounted to its present value and are determined based on best estimate required to settle the obligation at the balance sheet date. These are reviewed at each balance sheet date and adjusted to reflect the current best estimates.

Contingent liabilities, if any are not recognized in the financial statements. A contingent asset, if any is neither recognized nor disclosed in the financial statements.

l) Cash and cash equivalents

Apart from Cash and Bank Balances, the Company considers all highly liquid financial instruments, if any which are readily convertible into known amount of cash with original maturities of 3 months or less and which are not subject to an insignificant risk of change in value to be cash equivalents.

m) Earnings per share

The company reports basic and diluted earnings per equity share in accordance with AS-20, Earnings per share.

BASIC EPS

The earnings considered in ascertaining the company's basic EPS comprises the net profit after tax and include the post-tax effect of any extra ordinary items. The number of shares used in computing EPS is the weighted average number of shares outstanding during the year.

DILUTED EPS

The net profit / (loss) after tax and the weighted average number of shares outstanding during the year are adjusted for all the effects of diluted potential equity shares for calculating diluted EPS

n) As per Accounting Standard 18, the disclosures of transactions with the related parties as defined in the Accounting Standard are given below:

Name of Related Party	Relationship
Anish Padam Jain	Director
Nitish Padam Jain	Director
Kasliwal Projects Limited	Holding Company by virtue of control over the composition of Board of Directors
Vinay Dedhia	Director
Sumeet Steel	Director is Proprietor
Gautam Steels	Director is Proprietor
HOME KINGDOM Pvt Ltd	Common Director
Smidge Home Products Private Limited	Common Director
Aramex Appliances Private Limited	Common Director
Samatva Home Solutions Pvt Ltd	Common Director
Chef Story Home Appliances Pvt Ltd	Common Shareholder
Anish Jain HUF	Karta is Director

(A) Transactions:

Name of the party	Relationship	Nature of transaction	Amount in lakhs	
			April 2024- Dec 2024	2023- 2024
Sumeet Steel	Director is Proprietor	Sales	0.12	12.23
Kasliwal Projects Limited	Holding Company by virtue of control over the composition of Board of Directors	Sales	2267.15	1209.18
Gautam Steels	Director is Proprietor	Sales	193.4	276.73
Aramex Appliances Pvt Ltd	Common Director	Sales	0.19	-
Chef Story Home Appliances Pvt Ltd	Common Director	Sales	12.68	-
Home Kingdom Pvt Ltd	Common Director	Sales	3.11	-
Sumeet Steel	Director is Proprietor	Purchases	1.99	20.34
Kasliwal Projects Limited	Common Director	Purchases	32.20	19.71
Gautam Steels	Director is Proprietor	Purchases	48.79	36.12
Nitish Jain	Director	Professional Fees	9.00	18.00
Anish Jain	Director	Professional Fees	8.10	12.50
Vinay Dedhia	Director	Professional Fees	21	36.00
Anish Jain HUF	Karta is Director	Contractual Fees	1.09	
Aramex Appliances Private Limited	Common Director	Sales	-	410.83
Smidge Home Products Private Limited	Common Director	Purchases	0.12	-
Samatva Home Solutions Pvt Ltd	Common Director	Sales	-	0.57
Samatva Home Solutions Pvt Ltd	Common Director	Purchases	6.56	19.13
Kasliwal Projects Ltd	Holding Company by virtue of control over the composition of Board of Directors	Rent Expenses	-	2.25
Anish Jain	Director	Loan	21.00	-
Vinay Dedhia	Director	Rent Expenses	18.00	-

(B) Outstanding:

Amount in lakhs

Name of the party	Relationship	Nature of transaction	Dec 2024	2023-2024
Sumeet Steel	Director is Proprietor	Trade Payable	-0.2	4.37
Kasliwal Projects Limited	Holding Company by virtue of control over the composition of Board of Directors	Trade Receivable	533.73	236.87
Samatva Home Solutions Pvt Ltd	Common Director	Trade Payable	0.96	12.32
Chef Story Home Appliances Pvt Ltd	Common Director	Trade Receivable	9.42	
Kasliwal Projects Limited	Holding Company by virtue of control over the composition of Board of Directors	Rent Payable	2.43	2.43
Gautam Steels	Director is Proprietor	Trade Receivable	74.85	60.20
Home Kingdom Private Ltd	Common Director	Trade Receivable	3.48	-
Aramex Appliances Pvt Ltd	Common Director	Trade Receivable	(13.79)	18.99
Smidge Home Products Pvt Ltd	Common Director	Trade Payables	0.14	-
Gautam Steels	Director is Proprietor	Loan	150	150
Sumeet Steel	Director is Proprietor	Loan	275.63	270.23
Anish Jain	Director is Proprietor	Loan	21	-
Anish Jain	Director is Proprietor	Expenses Payable	0.03	-
Svasti Home Solutions Pvt Ltd	Common Director	Expenses Payable	(50)	-

O) Previous year figures have been regrouped/ rearranged wherever necessary to confirm to the classification adopted for the current year. This is first year of operation

**For Swaroop Jain & Co.
Limited Chartered Accountants
FRN :112058W**



**CA Saurabh Jain
(Partner)
M No: 141336
UDIN: 25141336BMGTCTG3861
Date: March 13, 2025
Place: Mumbai**

For Suyukti Home Solutions Private



**Anish Padam Jain
Director
DIN No.: 01873762**



**Nitish Padam Jain
Director
DIN No.: 01902557**