



# SWAROOP JAIN & CO.

## CHARTERED ACCOUNTANTS

H OFF. 802, Wallfort House, Opp: Eagle Bakery, Near Citi Centre Mall, S V Road, Goregaon West, Mumbai-400104 Tel.No-022-35123273, Email: swaroopjain.co@gmail.com Website: swaroopjain.in

---

### INDEPENDENT AUDITOR'S REPORT

To,  
The Board of Directors  
Kasliwal Housewares Private Limited

#### Opinion

We have audited the accompanying interim financial statements of **Kasliwal Housewares Private Limited** ("the Company"), which comprise the Balance Sheet as at December 31, 2024, the Statement of Profit and Loss for the nine-month period ended on that date, the Statement of Changes in Equity, the Statement of Cash Flows, and a summary of significant accounting policies and other explanatory notes.

In our opinion and to the best of our information and according to the explanations given to us, the accompanying interim financial statements give a true and fair view in conformity with Accounting Standard (AS) 25 "Interim Financial Reporting" and other generally accepted accounting principles in India and comply with the requirements of the Companies Act 2013.

#### Basis for Opinion

We conducted our audit in accordance with the Standards on Auditing (SAs) specified under Section 143(10) of the Companies Act, 2013. Our responsibilities under those standards are further described in the "Auditor's Responsibilities for the Audit of the Interim Financial Statements" section of our report. We are independent of the Company in accordance with the Code of Ethics issued by the Institute of Chartered Accountants of India together with the ethical requirements that are relevant to our audit of the interim financial statements, and we have fulfilled our other ethical responsibilities in accordance with these requirements and the Code of Ethics. We believe that the audit evidence we have obtained is sufficient and appropriate to provide a basis for our audit opinion.

#### Management's Responsibility for the Interim Financial Statements

The Company's Board of Directors is responsible for the preparation and presentation of these interim financial statements that give a true and fair view of the financial position, financial performance, changes in equity and cash flows of the Company in accordance with AS 25 and the relevant provisions of the Companies Act, 2013.

The Board of Directors is also responsible for ensuring the maintenance of adequate accounting records for safeguarding the assets of the Company and for preventing and detecting frauds and other irregularities; selecting and applying appropriate accounting policies; making judgments and estimates that are reasonable and prudent; and designing, implementing, and maintaining adequate internal financial controls, that were operating effectively for ensuring the accuracy and completeness of the accounting records, relevant to the preparation and presentation of the interim financial statements that give a true and fair view and are free from material misstatement, whether due to fraud or error.

---

Branches: Kishangarh(Rajasthan)

Nathdwara(Rajasthan)

Jaipur(Rajasthan)

In preparing the interim financial statements, management is responsible for assessing the Company's ability to continue as a going concern, disclosing, as applicable, matters related to going concern, and using the going concern basis of accounting unless management either intends to liquidate the Company or to cease operations, or has no realistic alternative but to do so.

The Board of Directors is also responsible for overseeing the Company's financial reporting process.

### **Auditor's Responsibilities for the Audit of the Interim Financial Statements**

Our objectives are to obtain reasonable assurance about whether the interim financial statements as a whole are free from material misstatement, whether due to fraud or error, and to issue an auditor's report that includes our opinion. Reasonable assurance is a high level of assurance, but it is not a guarantee that an audit conducted in accordance with SAs will always detect a material misstatement when it exists. Misstatements can arise from fraud or error and are considered material if, individually or in the aggregate, they could reasonably be expected to influence the economic decisions of users taken on the basis of these interim financial statements.

As part of an audit in accordance with SAs, we exercise professional judgment and maintain professional skepticism throughout the audit. We also:

- Identify and assess the risks of material misstatement of the **interim financial statements**, whether due to fraud or error, design and perform audit procedures responsive to those risks, and obtain audit evidence that is sufficient and appropriate to provide a basis for our opinion.
- Obtain an understanding of internal financial controls relevant to the audit in order to design audit procedures that are appropriate in the circumstances, but not for the purpose of expressing an opinion on the effectiveness of the Company's internal financial controls.
- Evaluate the appropriateness of accounting policies used and the reasonableness of accounting estimates and related disclosures made by management.
- Conclude on the appropriateness of management's use of the going concern basis of accounting and, based on the audit evidence obtained, whether a material uncertainty exists related to events or conditions that may cast significant doubt on the Company's ability to continue as a going concern. If we conclude that a material uncertainty exists, we are required to draw attention in our auditor's report to the related disclosures in the **interim financial statements** or, if such disclosures are inadequate, to modify our opinion.
- Evaluate the overall presentation, structure, and content of the **interim financial statements**, including the disclosures, and whether the **interim financial statements** represent the underlying transactions and events in a manner that achieves fair presentation.

We believe that the audit evidence we have obtained is sufficient and appropriate to provide a basis for our audit opinion.

## Other Matters

1. **Pending Litigations:** As per management, there are no pending litigations involving the Company, which may have a financial impact in the future as of the reporting date, but potential future litigations may arise in the normal course of business.
2. **Related Party Transactions:** The interim financial statements include disclosures of related party transactions, as required under the Companies Act, 2013, and relevant accounting standards. We have relied on the representations provided by the management regarding the completeness and accuracy of these disclosures.

For Swaroop Jain & Co.  
Chartered Accountants  
FRN:112058W



(CA Saurabh Jain)

Partner

Mem No:141336

UDIN: 25141336BMGTIC13511

Place: Mumbai

Date: March 13, 2025

**KASLIWAL HOUSEWARES PVT LTD**  
CIN: U27504MH2023PTC400592  
Balance Sheet As On 31st December, 2024

(Figures in Lacs)

Particulars	Note No.	Dec'24	FY 2024
<b>A EQUITY AND LIABILITIES</b>			
<b>1 Shareholders' funds</b>			
(a) Share capital	2	1.00	1.00
(b) Reserves and surplus	3	(0.53)	(0.15)
(c) Money Received against share warrents			
<b>2 Share application money pending allotments</b>		-	-
<b>3 Non-current liabilities</b>			
(a) Long-term borrowings	4	244.90	243.90
(b) Deferred tax liabilities (net)	5	-	-
(c) Other Long Term Liabilities		-	-
(d) Long term provision		-	-
<b>4 Current liabilities</b>			
(a) Short Term Borrowings	6	-	-
<b>(b) Trade payables</b>	7	0.13	-
(A) total outstanding dues of micro enterprises and small enterprises		-	-
(B) total outstanding dues of Creditors other than micro enterprises and small enterprises		0.13	-
(c) Other current liabilities	8	0.53	0.33
(d) Short-term provisions	9	-	-
<b>TOTAL</b>		<b>246.02</b>	<b>245.08</b>
<b>B ASSETS</b>			
<b>1 Non-current assets</b>			
(i) Property, Plant and Equipment		-	-
(ii) Intangible assets	10	-	-
(iii) Capital Work in progress		-	-
(iv) Intangible Assets under Development		-	-
(b) Non-current investments	11	241.45	241.45
(c) Deferred Tax Assets	12	-	-
(d) Long term loans and Advances	13	-	-
(e) Other Non Current Assets	14	-	-
<b>2 Current assets</b>			
(a) Current Investments			
(b) Inventories	15	-	-
(c) Trade receivables	16	-	-
(d) Cash and cash equivalents	17	2.17	1.23
(e) Short-term loans and advances	18	2.40	2.40
(f) Other Current Assets	19	-	-
<b>TOTAL</b>		<b>246.02</b>	<b>245.08</b>

See accompanying notes forming part of the financial statements

In terms of our report attached.

For Swaroop Jain & Co.

Chartered Accountants

Firm Registration No. 112058W

  
Saurabh Jain  
Partner

UDIN: 25141336BMGTIC13511

Place: Mumbai

Date : Mar 13, 2025

For Kasliwal Housewares Pvt Ltd


Anish Padam Jain  
(Director)  
DIN: 01873762


Nitish Padam Jain  
(Director)  
DIN: 01902557

KASLIWAL HOUSEWARES PVT LTD				
CIN: U27504MH2023PTC400592				
Statement Of Profit And Loss Account For The Period April 1, 2024 to December 31, 2024				
(Figures in Lacs)				
	Particulars	Note No.	Dec'24	FY 2024
I	Revenue from operations (gross)	20	Rs. -	Rs. 2.40
	Less: Excise Duty			
	Revenue from operations (net)		-	2.40
II	Other Income	21	-	-
III	<b>Total Income (I+II)</b>		-	2.40
IV	<b>Expenses</b>			
	(a) Cost of materials consumed	22	-	-
	(b) Purchase of Stock in Trade	23	-	-
	(c) Changes in inventories of finished goods, work-in-progress and stock-in-trade	24	-	-
	(d) Employee benefits expenses	25	-	-
	(e) Finance costs	26	0.05	0.05
	(f) Depreciation and amortisation expenses	10	-	-
	(g) Other expenses	27		
	--Direct		-	-
	--Indirect		0.34	2.50
	<b>Total Expenses</b>		<b>0.39</b>	<b>2.55</b>
V	<b>Profit before exceptional and extraordinary items and tax</b>		<b>(0.39)</b>	<b>(0.15)</b>
VI	Exceptional Items		-	-
VII	Profit before extraordinary items and tax		(0.39)	(0.15)
VIII	Extraordinary items (Profit/Loss on sale of Equity Shares)		-	-
IX	Profit before Tax		(0.39)	(0.15)
X	Tax Expense:		-	-
	(a) Current tax expense		-	-
	(b) Deferred tax		-	-
XI	Profit / (Loss) for the period from continuing operations		(0.39)	(0.15)
XII	Profit / (Loss) from discontinuing operations		-	-
XIII	Tax from discontinuing operations		-	-
XIV	Profit/ (Loss) from discontinuing operations		-	-
XV	<b>Profit/(Loss) for the Period</b>		<b>(0.39)</b>	<b>(0.15)</b>
XVI	Earning per equity share:	28		
	(1) Basic	Rs.	(3.86)	(1.48)
	(2) Diluted	Rs.	(3.86)	(1.48)

In terms of our report attached.

For Swaroop Jain & Co.

Chartered Accountants

Firm Registration No. 112058W

Saurabh Jain  
Partner

UDIN: 25141336BMGTIC13511

Place: Mumbai

Date : Mar 13, 2025







For Kasliwal Housewares Pvt Ltd

Anish Padam Jain  
(Director)

DIN: 01873762

Nitish Padam Jain  
(Director)

DIN: 01902557

KASLIWAL HOUSEWARES PVT LTD		
Statement of Cash Flows for the Period April 1, 2024 to December 31, 2024		(Figures in Lacs)
	Dec'24	FY 2024
<b>A Cash Flows from Operating Activities:</b>		
Net Profit before Taxation and Prior Period & Extraordinary Items	-0.39	-0.15
Adjustments for :		
Depreciation on Fixed Assets	0.00	0.00
Finance Costs	0.05	0.05
Adjustments routed through other comprehensive Income	0.00	0.00
Interest and Other Income	0.00	0.00
<b>Operating Profit before Working Capital Changes</b>	<b>-0.34</b>	<b>-0.10</b>
Adjustments for Working Capital Changes :		
Changes in Inventories	0.00	0.00
Changes in Trade Receivables	0.00	0.00
Changes in Short Term Loans and Advances	0.00	-2.40
Changes in Short Term Borrowings	0.00	0.00
Changes in Trade Payables	0.13	0.00
Changes in Other Current Liabilities	0.19	0.33
Changes in Short Term Provisions	0.00	0.00
Changes in other current assets	0.00	0.00
<b>Net cash generated from Operating Activities</b>	<b>-0.02</b>	<b>-2.17</b>
Income Taxes Paid	0.00	0.00
<b>Cash Flow before Prior Period and Extraordinary Items</b>	<b>-0.02</b>	<b>-2.17</b>
Cash Flow from Prior Period and Extraordinary Items	0.00	0.00
<b>Net Cash Flow from Operating Activities -----(A)</b>	<b>-0.02</b>	<b>-2.17</b>
<b>B Cash Flow from Investing Activities :</b>		
Purchase of Fixed Assets	0.00	0.00
Interest and Other Income	0.00	0.00
Purchase/Sales of investments	0.00	-241.45
Investment in Shares	0.00	0.00
Deposits	0.00	0.00
<b>Net Cash Flow from Investing Activities -----(B)</b>	<b>0.00</b>	<b>-241.45</b>
<b>C Cash Flow from Financing Activities :</b>		
Issue of Share Capital	0.00	1.00
Securities Premium Received	0.00	0.00
Long Term Borrowings	1.00	243.90
Loans and Advances	0.00	0.00
Finance Costs	-0.05	-0.05
<b>Net Cash Flow from Financing Activities -----(C)</b>	<b>0.95</b>	<b>244.85</b>
<b>Net Increase in Cash and Cash Equivalents (A) + (B) + ( C)</b>	<b>0.93</b>	<b>1.23</b>
<b>Cash &amp; Cash Equivalents at the beginning of the period</b>	<b>1.23</b>	<b>0.00</b>
<b>Cash &amp; Cash Equivalents at the end of the period</b>	<b>2.17</b>	<b>1.23</b>
<div> <div> For Swaroop Jain &amp; Co. Chartered Accountants Firm Registration No. 112058W  Saurabh Jain Partner UDIN: 25141336BMGTIC13511 Place: Mumbai Date : Mar 13, 2025  </div> <div> For Kasliwal Housewares Pvt Ltd  Anish Padam Jain (Director) DIN: 01873762  </div> <div>  Nitish Padam Jain (Director) DIN: 01902557  </div> </div>		

STATEMENT OF CHANGES IN EQUITY								
Statement of changes of equity for the period April 1, 2024 to September 30, 2024								
(Figures in Lacs)								
B. Other Equity								
	Balance at the beginning of the reporting period	Changes in accounting policy/prior period items	Restated balance at the beginning of the reporting period	Total Comprehensive Income for the year	Dividends	Transfer to retained earnings	Any other change	Balance at the end of reporting period
i) Equity component of other financial instruments	-	-	-	-	-	-	-	-
ii) retained earnings	-0.15	-	-	0.00	-	-0.39	0.00	-0.53
iii) reserves	-	-	-	-	-	-	-	-
1.1 Reserves representing unrealised gain/losses	-	-	-	-	-	-	-	-
Revaluation surplus	-	-	-	-	-	-	-	-
Exchange differences on translating the financial Statements of a foreign operation	-	-	-	-	-	-	-	-
Others	-	-	-	-	-	-	-	-
	-	-	-	-	-	-	-	-
1.2 Other reserves to be specified separately	-	-	-	-	-	-	-	-
Securities premium	0.00	-	-	-	-	-	-	0.00
iii) Total Reserves	-	-	-	-	-	-	-	-
iv) Money received against share warrants	-	-	-	-	-	-	-	-
v) Others	-	-	-	-	-	-	-	-

KASLIWAL HOUSEWARES PVT LTD				
Notes Annexed To And Forming Part Of The Balance Sheet				
Note -2. SHARE CAPITAL			(Rs. in Lacs)	
Particulars	Dec'24		FY 2024	
	Number of shares	Rs.	Number of shares	Rs.
(a) Authorised 50,000 Equity shares of Rs.10/- each with voting rights	50,000.00	5.00	50,000.00	5.00
(b) Issued, Subscribed and Paid up 10000 Equity shares of Rs.10 each with voting rights	10,000.00	1.00	10,000.00	1.00
<b>Total</b>	<b>10,000.00</b>	<b>1.00</b>	<b>10,000.00</b>	<b>1.00</b>
List of Shareholders holding more than 5% share capital				
Name of Shareholders	No. of Shares	%	Value/Share	Total Value (Rs. In hundreds)
Kasliwal Projects Private Ltd	9,999	99.99%	10	1.00
Padam Kumar Jain (Nominee of Kasliwal Projects Pvt Ltd)	1	0.01%	10	0.00
<b>TOTAL</b>	<b>10,000.00</b>	<b>100%</b>		<b>1.00</b>

**TERMS/RIGHTS ATTACHED TO EQUITY SHARE :**

The company has only one class of share capital i.e. equity shares having face value of Rs. 10 per share

Each holder of equity share is entitled to one vote per share.

The dividend if any proposed by the Board of Directors is subject to the approval of the shareholders in the ensuing Annual General Meeting, except in case of interim dividend.

In the event of liquidation, the equity shareholders are eligible to receive the remaining assets of the company after distribution of all preferential amounts, in proportion to their shareholding.

**NOTE 2A. SHARES HELD BY PROMOTORS**

Current Reporting Period			Previous reporting Period	
Promotor's Name	No of shares	% of Total Shares	No of shares	% of Total Shares
		% Change during the Year		% Change during the Year
Kasliwal Projects Private Ltd	10,000	100%	10,000	100%
		0%		100%

**NOTE- 2B. STATEMENTS OF CHANGES IN EQUITY**

(Rs. in Hundreds)

Particulars	Current Reporting Period	Previous reporting Period
Balance at the beginning of the current reporting period	1.00	0.00
Changes in Equity Share Capital due to prior period error	0.00	0.00
Related Balance at the beginning of the current reporting period	1.00	0.00
<u>Changes in Equity Share Capital during the current year</u>		
--Fresh Issue of shares	0.00	1.00
---Shares issued on exercise of ESOP	0.00	0.00
---Shares issued as Right Issue	0.00	0.00
Balance at the end of the current reporting period	1.00	1.00

**For The Period Of Five Years Immediately Preceding The Date As At Which The Balance Sheet Is Prepared:**

(A) "NIL" Aggregate number and class of shares allotted as fully paid-up pursuant to contract(s) without payment being received in cash.

(B) "NIL" Aggregate number and class of shares allotted as fully paid-up by way of bonus shares.

(C) "NIL" Aggregate number and class of shares bought back.

**Shares In Respect Of Each Class In The Company Held By Its Holding Company Or Its Ultimate Holding Company Including Shares Held By Or By Subsidiaries Or Associates Of The Holding Company Or The Ultimate Holding Company In Aggregate**

Current Reporting Period			Previous reporting Period	
Promotor's Name	No of shares	% of Total Shares	No of shares	% of Total Shares
		% Change during the Year		% Change during the Year
Kasliwal Projects Private Ltd	10,000	100%	10,000	100%
		0%		100%



NOTE-10  
FIXED ASSETS - Tangible Assets

(Rs. in Lacs)													
		GROSS BLOCK				DEPRECIATION				IMPAIRMENT	RESIDUAL	NET BLOCK	
S.No	Particulars	Balance as on 01-Apr-23	Additions	Deductions	Balance as on 31-Mar-24	Opening 01-Apr-23	Deductions	For the year	upto 31-Mar-24	As at 31-Mar-24	VALUE 5%	As at 31-Mar-24	As at 31-Mar-23
A	Property Plant & Equipment												
1	Office Equipment												
	---Owned	0.00	0.00	0.00	0.00	0.00	0.00	0.00	0.00	0.00	0.00	0.00	0.00
2	Computers												
	---Owned	0.00	0.00	0.00	0.00	0.00	0.00	0.00	0.00	0.00	0.00	0.00	0.00
3	Motor Vehicle												
	---Owned	0.00	0.00	0.00	0.00	0.00	0.00	0.00	0.00	0.00	0.00	0.00	0.00
4	Motor Vehicle												
	---Owned	0.00	0.00	0.00	0.00	0.00	0.00	0.00	0.00	0.00	0.00	0.00	0.00
	TOTAL	0.00	0.00	0.00	0.00	0.00	0.00	0.00	0.00	0.00		0.00	0.00
B	Intangible Assets												
	Trademark	0.00	0.00		0.00	0.00	0.00	0.00	0.00	0.00	0.00	0.00	0.00
	Patent	0.00	0.00	0.00	0.00	0.00	0.00	0.00	0.00	0.00	0.00	0.00	0.00
	TOTAL	0.00	0.00	0.00	0.00	0.00	0.00	0.00	0.00	0.00	0.00	0.00	0.00
	Previous Year	0.00	0.00	0.00	0.00	0.00	0.00	0.00	0.00	0.00	0.00	0.00	0.00

The Company has not done any revaluation of its Property Plant and Equipment. In case of any revaluation company shall get the revaluation done by a registered valuer as defined under rule 2 of the Companies (Registered Valuers and Valuation) Rules, 2017

CAPITAL WORK IN PROGRESS (CWIP)					
CWIP	Amount in CWIP for a period of				Total
	Less than 1 year	1-2 years	2-3 Years	More than 3 years	
Projects in progress	NIL				
Projects temporarily suspended					

(b) Completion Schedule

CWIP	To be Completed in				Total
	Less than 1 year	1-2 years	2-3 Years	More than 3 years	
Project 1	NIL				
Project 2					

INTANGIBLE ASSETS					
Office Equipment					
Instangible Assets under Development	Amount in CWIP for a period of				Total
	Less than 1 year	1-2 years	2-3 Years	More than 3 years	
Project 1	NIL				
Project 2					

(b) Completion Schedule

Instangible Assets under Development	To be Completed in				Total
	Less than 1 year	1-2 years	2-3 Years	More than 3 years	
Project 1	NIL				
Project 2					

**KASLIWAL HOUSEWARES PVT LTD**  
Notes Annexed To And Forming Part Of The Balance Sheet

**Note 3: RESERVES AND SURPLUS**

(Rs. in Lacs)

Particulars	Dec'24	FY 2024
<b>(A) Securities Premium</b>		
Opening balance	0.00	0.00
Add/Less: Changes during the year	0.00	0.00
<b>Closing Balance</b>	<b>0.00</b>	<b>0.00</b>
<b>(B) Surplus / (Deficit) in Statement of Profit and Loss</b>		
Opening balance	-0.15	0.00
Add: Profit / (Loss) for the year	-0.39	-0.15
Add: Comprehensive Income for the year	0.00	0.00
Less: Prior Period Adjustment	0.00	0.00
Less: Provision for Income Tax	0.00	0.00
Less: Provision for Deferred Tax	0.00	0.00
<b>Closing balance</b>	<b>-0.53</b>	<b>-0.15</b>
<b>Total</b>	<b>-0.53</b>	<b>-0.15</b>

**Note 4: LONG TERM BORROWINGS**

(Rs. in Lacs)

Particulars	Dec'24		FY 2024	
	Secured	Unsecured	Secured	Unsecured
<b>From related parties:</b>				
KASLIWAL PROJECTS PVT LTD	0.00	244.90	0.00	243.90
<b>TOTAL</b>	<b>0.00</b>	<b>244.90</b>	<b>0.00</b>	<b>243.90</b>

**PERIOD AND AMOUNT OF CONTINUING DEFAULT AS ON THE BALANCE SHEET DATE IN REPAYMENT OF LOANS AND INTEREST**

"NIL"

**Note 5 DEFERRED TAX LIABILITY**

(Rs. in Lacs)

Particulars	Dec'24	FY 2024
Opening Balance	-	-
Add: Deferred tax Liabilities	-	-
Less: DTA Adjusted	-	-
<b>TOTAL</b>	<b>-</b>	<b>-</b>

**Note 6: SHORT TERM BORROWINGS**

(Rs. in Lacs)

Particulars	Dec'24		FY 2024	
	Secured	Unsecured	Secured	Unsecured
Loans repayable on demand from Banks				
<u>Current portion of Long term Liability</u>				
<b>TOTAL</b>	<b>0.00</b>	<b>0.00</b>	<b>0.00</b>	<b>0.00</b>

**PERIOD AND AMOUNT OF CONTINUING DEFAULT AS ON THE BALANCE SHEET DATE IN REPAYMENT OF LOANS AND INTEREST**

"NIL"

## Note 7: TRADE PAYABLES

(Rs. in Lacs)

Particulars	Dec'24		FY 2024	
	MSME Dues	Others	MSME Dues	Others
<u>A) Towards Related Parties</u>	"Nil"		"Nil"	
<u>B) Other Trade Payables</u>		0.13		0.00
<b>TOTAL</b>	<b>0.00</b>	<b>0.13</b>	<b>0.00</b>	<b>0.00</b>

## Ageing Analysis

Outstanding for following periods from due date of payment/transaction date

Particulars	Dec'24		FY 2024	
Less than 1 Year	0.00	0.00	0.00	0.00
1-2 Years	0.00	0.00	0.00	0.00
2-3 Years	0.00	0.00	0.00	0.00
More than 3 years	0.00	0.00	0.00	0.00
<b>Total</b>	<b>0.00</b>	<b>0.00</b>	<b>0.00</b>	<b>0.00</b>

## Disclosure under section 22 of the MICRO, SMALL &amp; MEDIUM DEVELOPMENT ACT 2006

(Rs. in Lacs)

Particulars	Dec'24	FY 2024
Principal amount remaining unpaid to suppliers	"Nil"	"Nil"
Interest due on the above mentioned principal	"Nil"	"Nil"
Amount of interest paid by the company in terms of section 16	"Nil"	"Nil"
Amount of Interest due and payable for the period of delay in making payment but without adding the interest as specified	"Nil"	"Nil"
Amount of interest accrued and remainig unpaid	"Nil"	"Nil"

The dues has been determined on the basis of intimation received from "supplier" regarding their status under the Act.

## Note 8 OTHER CURRENT LIABILITIES

(Rs. in Lacs)

Particulars	Dec'24	FY 2024
<u>Dues towards Statutory Authorities</u>		
GST Payable	0.00	0.00
TDS Liability	0.00	0.02
<u>Expenses Payable</u>	0.00	0.00
<u>Liability towards Related Parties</u>	0.00	0.00
<u>Liability related to Expenses</u>		
Rent payable	0.00	0.00
Electricity Bill Payable	0.00	0.00
Others	0.00	0.01
Swaroop Jain and Co	0.53	0.30
<b>Total</b>	<b>0.53</b>	<b>0.33</b>

**Note 9 SHORT TERM PROVISIONS**
**(Rs. in Lacs)**

Particulars	Dec'24	FY 2024
Provision for Income Tax	0.00	0.00
<b>Total</b>	<b>0.00</b>	<b>0.00</b>

**Note 11 NON CURRENT INVESTMENTS**
**At cost unless otherwise specified**
**(Rs. in Lacs)**

Particulars	Dec'24	FY 2024
<u>Investments in Equity Instruments</u>	0.00	0.00
<u>Others</u>	0.00	0.00
Investment in Land	241.45	241.45
<b>Total</b>	<b>241.45</b>	<b>241.45</b>

**Details of quoted /unquoted Investments**
**(Rs. in Lacs)**

Particulars	Dec'24	FY 2024
<u>Aggregate amount of unquoted investments</u>		
--Book Value	0.00	0.00
<u>Aggregate amount of Quoted investments</u>		
--Book Value	0.00	0.00
--Market Value	0.00	0.00

**Title deeds of immovable Property not held in name of the Company**

Description of the Property	Gross Value	Title Deed held in the name of	Whether title deed holder is a promoter, director or relative# of promoter*/director or employee of promoter/director	Reason for not being held in the name of the company
NIL				

Note: No Proceedings have been initiated or pending against the company for holding any benami property under the Benami Transactions (Prohibition) Act, 1988 (45 of 1988) and the rules made thereunder

**Note 12: DEFERRED TAX ASSETS**
**(Rs. in Lacs)**

Particulars	Dec'24	FY 2024
Opening Balance	0.00	0.00
Less: Current year deferred tax liability adjusted	0.00	0.00
Add: Deferred tax Assets	0.00	0.00
<b>TOTAL</b>	<b>0.00</b>	<b>0.00</b>

**Note 13 LONG TERM LOANS AND ADVANCES**
**(Rs. in Lacs)**

Particulars	Dec'24		FY 2024	
	Considered Good	Considered Doubtful	Considered Good	Considered Doubtful
<u>To Related Parties</u>	0.00		0.00	
<u>Others</u>	0.00		0.00	
<b>Total</b>	<b>0.00</b>	<b>0.00</b>	<b>0.00</b>	<b>0.00</b>

Type of Borrower	Amount of loan and Advance in the nature of Loan outstanding	Percentage to the total Loans and Advances in the nature of loans	Amount of loan and Advance in the nature of Loan outstanding	Percentage to the total Loans and Advances in the nature of loans
<u>Repayable on Demand</u>				
Promotors	0.00	0.00	0.00	0.00
Directors	0.00	0.00	0.00	0.00
KMPs	0.00	0.00	0.00	0.00
Related Parties	0.00	0.00	0.00	0.00
<u>without specifying any terms or period of repayment</u>				
Promotors	0.00	0.00	0.00	0.00
Directors	0.00	0.00	0.00	0.00
KMPs	0.00	0.00	0.00	0.00
Related Parties	0.00	0.00	0.00	0.00

**Note 14 NON CURRENT ASSETS**

(At lower of cost and net realisable value)

**(Rs. in Lacs)**

Particulars	Dec'24	FY 2024
<u>Deposits</u>	0.00	
<b>Total</b>	<b>0.00</b>	<b>0.00</b>

**Note 15 INVENTORIES**

(At lower of cost and net realisable value)

**(Rs. in Lacs)**

Particulars	Dec'24	FY 2024
<u>Raw Materials</u>		
---In Stock	0.00	0.00
<u>W I P</u>	0.00	0.00
---In Stock	0.00	0.00
<u>Stock-in-trade(in respect of goods acquired for trading)</u>		
---In Stock	0.00	0.00
<b>Total</b>	<b>0.00</b>	<b>0.00</b>

## Note 16 TRADE RECEIVABLES

(Rs. in Lacs)

Particulars	Dec'24		FY 2024	
	Considered Good	Considered Doubtful	Considered Good	Considered Doubtful
<u>Disputed</u>				
<u>Undisputed</u>				
<u>Other Debtors</u>	0.00		0.00	
	0.00		0.00	
<b>TOTAL</b>	<b>0.00</b>	<b>0.00</b>	<b>0.00</b>	<b>0.00</b>

## Ageing Analysis

(Rs. in Lacs)

Outstanding for following periods from due date of payment/transaction date

Particulars	Dec'24		FY 2024	
Less than 6 Months	0.00	0.00	0.00	0.00
6 Months -1Year	0.00	0.00	0.00	0.00
1-2 Years	0.00	0.00	0.00	0.00
2-3 Years	0.00	0.00	0.00	0.00
More than 3 years	0.00	0.00	0.00	0.00
<b>Total</b>	<b>0.00</b>	<b>0.00</b>	<b>0.00</b>	<b>0.00</b>

## Note 17 CASH AND CASH EQUIVALENTS

(Rs. in Lacs)

Particulars	Dec'24	FY 2024
Cash in Hand Cash (Including Petty Cash)		0.00
Balance with Banks ICICI Bank	2.17	1.23
<b>Total</b>	<b>2.17</b>	<b>1.23</b>

(Rs. in Lacs)

## Note 18 SHORT TERM LOANS AND ADVANCES

Particulars	Dec'24		FY 2024	
	Considered Good	Considered Doubtful	Considered Good	Considered Doubtful
<u>Dues from Statutory Authorities</u>	0.00		0.00	
Advance Tax	0.00		0.00	
<u>Other Dues</u>				
Duty Drawback Receivable	0.00		0.00	
GST Receivable	0.00		0.00	
Rent Receivable from Chef Story Home Appliances Pvt	2.40		2.40	
<b>Total</b>	<b>2.40</b>	<b>0.00</b>	<b>2.40</b>	<b>0.00</b>

(Rs. in Lacs)				
Type of Borrower	Amount of loan and Advance in the nature of Loan outstanding	Percentage to the total Loans and Advances in the nature of loans	Amount of loan and Advance in the nature of Loan outstanding	Percentage to the total Loans and Advances in the nature of loans
<b>Repayable on Demand</b>				
Promotors	0.00	0.00	0.00	0.00
Directors	0.00	0.00	0.00	0.00
KMPs	0.00	0.00	0.00	0.00
Related Parties	0.00	0.00	0.00	0.00
<b>without specifying any terms or period of repayment</b>				
Promotors	0.00	0.00	0.00	0.00
Directors	0.00	0.00	0.00	0.00
KMPs	0.00	0.00	0.00	0.00
Related Parties	0.00	0.00	0.00	0.00

**Note 19 OTHER CURRENT ASSETS**

(Rs. in Lacs)

Particulars	Dec'24	FY 2024
<u>Prepaid Expenses</u>	0.00	0.00
<b>Total</b>	<b>0.00</b>	<b>0.00</b>

**Note 20 REVENUE FROM OPERATIONS**

(Rs. in Lacs)

Particulars	Dec'24	FY 2024
<b>REVENUE FROM SALE OF PRODUCTS</b>		
<u>EXPORTS</u>	Nil	Nil
<b>DOMESTIC</b>		
Sales	0.00	0.00
<b>Sub-Total</b>	0.00	0.00
Less: Excise Duty	0.00	
<b>Less: Debit Note &amp; Sale Returns</b>	<b>0.00</b>	<b>0.00</b>
<b>SUB-TOTAL</b>	0.00	0.00
<u><b>OTHER OPERATING REVENUE</b></u>		
Other Income	0.00	0.00
Rent Income	0.00	2.40
Commission Income	0.00	0.00
Creditor for Goods Discount /Rounding Off	0.00	0.00
Debtors for Goods Discount /Rounding Off	0.00	0.00
<b>Total</b>	<b>0.00</b>	<b>2.40</b>

**Note 21 OTHER INCOME**

(Rs. in Lacs)

Particulars	Dec'24	FY 2024
Interest on FD	0.00	0.00
Dividend	0.00	0.00
Other Non Operating Income	0.00	
Rent Income	0.00	0.00
<b>Total</b>	<b>0.00</b>	<b>0.00</b>

**Note 22 RAW MATERIAL CONSUMED**
**(Rs. in Lacs)**

Particulars	Dec'24		FY 2024	
<b><u>RAW MATERIAL CONSUMED</u></b>				
<b>IMPORTED</b>				
Opening Stock	0.00	0.00	0.00	0.00
Add: Purchases	0.00	0.00	0.00	0.00
Less: closing Stock	0.00	0.00	0.00	0.00
<b>OTHER PURCHASES</b>				
Opening Stock	0.00	0.00	0.00	0.00
Add: Purchases	0.00	0.00	0.00	0.00
Less: closing Stock	0.00	0.00	0.00	0.00
<b><u>PACKING MATERIAL</u></b>				
Opening Stock	0.00	0.00	0.00	0.00
Add: Purchases	0.00	0.00	0.00	0.00
Less: closing Stock	0.00	0.00	0.00	0.00
<b>Total</b>	<b>0.00</b>		<b>0.00</b>	

**Note 23 PURCHASES**
**(Rs. in Lacs)**

Particulars	Dec'24		FY 2024	
Purchases	0.00		0.00	
Purchaes-Import	0.00		0.00	
<b>Total</b>	<b>0.00</b>		<b>0.00</b>	

**(Rs. in Lacs)**
**Note 24 CHANGES IN INVENTORIES**

Particulars	Dec'24		FY 2024	
<b><u>WORK IN PROCESS</u></b>				
Opening Stock	0.00	0.00	0.00	0.00
Less: closing Stock	0.00	0.00	0.00	0.00
<b><u>TRADED GOODS</u></b>				
Opening Stock	0.00		0.00	
Less: closing Stock	0.00	0.00	0.00	0.00
<b><u>OTHER INVENTORIES</u></b>				
Opening Stock	0.00		0.00	
Less: closing Stock	0.00	0.00	0.00	0.00
<b>Total</b>	<b>0.00</b>		<b>0.00</b>	

**Note 25 EMPLOYEE BENEFIT EXPENSES**
**(Rs. in Lacs)**

Particulars	Dec'24		FY 2024	
<b><u>To Related Party</u></b>				
Director's Remuneration	0.00		0.00	
Incentives to Director	0.00		0.00	
To Others	0.00		0.00	
Salaries and wages	0.00		0.00	
Staff Welfare	0.00		0.00	
<b>Total</b>	<b>0.00</b>		<b>0.00</b>	



## Note 26 FINANCE COST

(Rs. in Lacs)

Particulars	Dec'24	FY 2024
<b><u>Interest Expenses</u></b>		
Bank Interest	0.00	0.00
Other Borrowing Costs	0.00	0.00
Bank Charges	0.05	0.05
<b>Total</b>	<b>0.05</b>	<b>0.05</b>

## Note 27 OTHER EXPENSES

(Rs. in Lacs)

Particulars	Dec'24	FY 2024
<b><u>Direct Expenses</u></b>		
Packaging & Forwarding Expenses	0.00	0.00
Transportation GST	0.00	0.00
Transportation RCM	0.00	0.00
LOADING & UNLOADING CHARGES	0.00	0.00
Other Clearing Charges	0.00	0.00
<b>Total-Part A</b>	<b>0.00</b>	<b>0.00</b>
<b><u>Indirect Expenses</u></b>		
<b><u>Rent, Rates and Taxes</u></b>		
Rent	0.00	0.00
Interest on VAT	0.00	0.00
Duties and Taxes	0.00	0.00
<b><u>Business Promotion Expenses</u></b>		
Sales Promotion Expenses	0.00	0.00
<b><u>Printing and Stationery</u></b>		
Printing and Stationery	0.00	0.00
<b><u>Repairs and Maintenance</u></b>		
Office Maintenance and Repairs	0.00	0.00
<b><u>Travelling Expenses</u></b>		
Foreign		
Domestic	0.00	0.00
<b><u>Other Expenses</u></b>		
Fees for Professional Services	0.11	0.18
Electricity	0.00	0.00
Professional Fees	0.00	1.00
Meetings and Conferences	0.00	0.00
Membership fees	0.00	0.00
Property Tax	0.00	0.00
Quality Testing Charges	0.00	0.00
Misc Exp	0.00	0.99
Bank Guarantee Commission	0.00	0.00
Professional Tax	0.00	0.03
Courier Charges	0.00	0.00
Statutory Payments	0.00	0.00
Vehicles Loan Interest & Expenses	0.00	0.00
Insurance	0.00	0.00
Commission	0.00	0.00
<b><u>Payment to Auditors</u></b>		
Statutory Audit Fees	0.23	0.30
<b>Total-Part B</b>	<b>0.34</b>	<b>2.50</b>

**Note 28 EARNINGS PER SHARE**

Particulars	Dec'24	FY 2024
<b><u>CALCULATION OF BASIC EPS</u></b>		
Profit After Tax For The Year (a)	-0.39	-0.15
Profit For Equity Shareholders (a)	-0.39	-0.15
No. Of Equity Shares (d)	10,000.00	10,000.00
Basic EPS (c/d)	-3.86	-1.48
<b><u>CALCULATION OF DILUTED EPS</u></b>		
Profit After Tax For The Year (a )	-0.39	-0.15
No. Of Equity Shares (b)	10,000.00	10,000.00
No. Of Convertible Equity Shares (c ) (#)	0.00	0.00
Total No. Of Shares (b+c)= (d)	10,000.00	10,000.00
Diluted EPS (a/d) (#)	-3.86	-1.48

**OTHER STATUTORY INFORMATION****1**

To the best available information company does not have any trasanctions with companies struck off under section 48 of the Companies Act, 2013 or section 560 of Companies Act, 1956

Name of struck off Company	Relationship with the Struck off company, if any, to be disclosed	Balance outstanding	Nature of transactions with struck-off Company
			Investments in securities
NIL			Receivables
			Payables
			Shares held by struck-off Company
			Other outstanding balances

**2**

There are no charges or satisfaction yet to be registered with Registrar of Companies beyond the statutory period.

**3**

The company has complied if any with the number of layers prescribed under clause (87) of section 2 of the Act read with Companies (Restriction on number of Layers) Rules, 2017

**4**

Formula	Ratios	Dec'24	FY 2024	% Change
Current Assets	Current Ratio	7.02	10.95	-36%
Current Liabilities				
Reason if any: Comparison not applicable since first year of operation				
Total Debt	Debt-Equity Ratio	525.85	286.29	84%
Total Equity				
Reason if any: Comparison not applicable since first year of operation				
Earnings before Finance Cost, Tax, Depreciation and Exceptional Items	Debt Service Coverage Ratio	-7.18	-2.14	-236%
Finance cost + Principal Repayments made during the year for long term loans				
Reason if any: Comparison not applicable since first year of operation				
Profit Profit before extraordinary items after Tax	Return on Equity Ratio	-0.59	-0.35	-69%
Average Net Worth				
Reason if any: Comparison not applicable since first year of operation				
Cost of Goods Sold (Cost of Material Consumed + Purchases + Changes in Inventory + Direct Expenses)	Inventory Turnover Ratio	0.00	0.00	0%
Average Inventories of Finished Goods, Stock-in-Process and Stock-in-Trade				
Reason if any: Comparison not applicable since first year of operation				

Revenue from Operations	Trade Receivables Turnover Ratio	0.00	0.00	0%
Average Trade Receivables				
Reason if any: Comparison not applicable since first year of operation				
Cost of Goods Sold (Purchases of RM + Other Purchases + Direct Expenses)	Trade Payables Turnover Ratio	0.00	0.00	0%
Average Trade Payables				
Reason if any: Comparison not applicable since first year of operation				
Revenue from Operations	Net Capital Turnover Ratio	0.00	0.73	-100%
Working Capital (Current Assets - Current Liabilities)				
Reason if any: Comparison not applicable since first year of operation				
Profit After Tax (after exceptional items)	Net Profit Ratio	0.00	-0.06	100%
Total Income				
Reason if any: Comparison not applicable since first year of operation				
Net Profit After Tax + Deferred Tax Expense/(Income) + Finance Cost (-) Other Income	Return on Capital Employed	-0.18	-0.10	-82%
Average Capital Employed **				
Reason if any: Comparison not applicable since first year of operation				
Other Income	Return on Investment	0.00	0.00	0%
Average Non Current Investments, Current Investments,Cash& Cash Equivalents				
Reason if any: Comparison not applicable since first year of operation				

\*\* Capital employed includes Equity, Borrowings, Deferred Tax Liabilities, Creditor for Capital Expenditure and reduced by Investments, Cash and Cash Equivalents, Capital Work-in-Progress, Deferred Taxes and Intangible Assets under Development.

5

No scheme of arrangements has been approved by the Competent Authority in terms of sections 230 to 237 of the Companies Act, 2013, hence disclosure not applicable

6

To the best of company's knowledge and belief, no funds have been advanced or loaned or invested (either from borrowed funds or share premium or any other sources or kind of funds) including Holding Company or any of such subsidiaries to or in any other person(s) or entities, including foreign entities ("Intermediaries"), with the understanding, whether recorded in writing or otherwise, that the Intermediary shall, whether, directly or indirectly lend or invest in other persons or entities identified in any manner whatsoever by or on behalf of the company, its respective Holding Company or any of such subsidiaries ("Ultimate Beneficiaries") or provide any guarantee, security or the like on behalf of the Ultimate Beneficiaries.

## **KASLIWAL HOUSEWARES PRIVATE LIMITED**

### **NOTES FORMING PART OF THE FINANCIAL STATEMENTS**

#### **1) CORPORATE INFORMATION:**

**Kasliwal Housewares Private Limited** was incorporated in 2023 to carry on the business of cookware sets and related accessories.

#### **SIGNIFICANT ACCOUNTING POLICIES**

##### **a) Basis of preparation**

These financial statements have been prepared in accordance with the Generally Accepted Accounting Principles in India ('Indian GAAP') to comply with the Accounting Standards specified under Section 133 of the Companies Act, 2013, read with Rule 7 of the Companies (Accounts) Rules, 2014 and the relevant provisions of the Companies Act, 2013. The financial statements have been prepared under the historical cost convention on accrual basis.

##### **b) Use of estimates**

The preparation of financial statements requires the management of the Company to make estimates and assumptions that affect the reported balances of assets and liabilities and disclosures relating to the contingent liabilities as at the date of the financial statements and reported amounts of income and expense during the year. Examples of such estimates include provisions for doubtful receivables, employee benefits, provision for income taxes, accounting for contract costs expected to be incurred, the useful lives of depreciable fixed assets and provisions for impairment. Future results could differ due to changes in these estimates and the difference between the actual result and the estimates are recognized in the period in which the results are known / materialize.

##### **c) Fixed Assets**

Fixed assets are stated at cost, less accumulated depreciation / amortization. Costs include all expenses incurred to bring the asset to its present location and condition.

##### **d) Depreciation / Amortization**

In respect of fixed assets (other than freehold land and capital work-in-progress) depreciation/ amortization is charged on a written down value method. In terms of Intangible assets management has estimated the life at 4 years.

##### **e) Impairment**

At each balance sheet date, the management reviews the carrying amounts of its assets included in each cash generating unit to determine whether there is any indication that those assets were impaired. If any such indication exists, the recoverable amount of the asset is estimated in order to determine the extent of impairment. Recoverable amount is the higher of an asset's net selling price and value in use. In assessing value in use, the estimated future cash flows expected from the continuing use of the asset and from its disposal are discounted to their present value using a pre-tax discount rate that reflects the current market assessments of time value of

money and the risks specific to the asset. Reversal of impairment loss, if any is recognized as income in the statement of profit and loss.

#### **f) Investments**

Long-term investments and current maturities of long-term investments are stated at cost, less provision for other than temporary diminution in value. Current investments, except for current maturities of long-term investments, if any are stated at the lower of cost and fair value.

#### **g) Revenue recognition**

Revenues from contracts priced on a time and material basis are recognized when services are rendered and related costs are incurred.

Revenues are reported net of trade discounts. Dividends are recorded on cash basis.

Interest income is recognized on time proportion basis taking into account the amount outstanding and the rate applicable.

#### **h) Taxation**

Current income tax expense comprises taxes on income from operations in India. Income tax payable in India is determined in accordance with the provisions of the Income Tax Act, 1961.

Minimum Alternative Tax (MAT) paid in accordance with the tax laws in India, which gives rise to future economic benefits in the form of adjustment of future income tax liability, is considered as an asset if there is convincing evidence that the Company will pay normal income tax after the tax holiday period. Accordingly, MAT is recognized as an asset in the balance sheet when the asset can be measured reliably and it is probable that the future economic benefit associated with it will fructify.

Deferred tax expense or benefit is recognized on timing differences being the difference between taxable incomes and accounting income that originate in one period and is likely to reverse in one or more subsequent periods. Deferred tax assets and liabilities are measured using the tax rates and tax laws that have been enacted or substantively enacted by the balance sheet date.

In the event of unabsorbed depreciation and carry forward of losses, deferred tax assets are recognized only to the extent that there is virtual certainty supported by convincing evidence that sufficient future taxable income will be available to realize such assets.

In other situations, deferred tax assets are recognized only to the extent that there is reasonable certainty that sufficient future taxable income will be available to realize these assets.

Advance taxes and provisions for current income taxes are presented in the balance sheet after off-setting advance taxes paid and income tax provisions arising in the same tax jurisdiction for relevant tax paying units and where the Company is able to and intends to settle the asset and liability on a net basis. The Company offsets deferred tax assets and deferred tax liabilities if it has a legally enforceable right and these relate to taxes on income levied by the same governing taxation laws.

**i) Foreign currency transactions**

Income and expenses in foreign currencies are converted at exchange rates prevailing on the date of the transaction. Foreign currency monetary assets and liabilities if any other than net investments in non-integral foreign operations are translated at the exchange rate prevailing on the balance sheet date and exchange gains and losses are recognized in the statement of profit and loss.

Particulars	Income (Rs. in lakhs)	Expenditure (Rs. in lakhs)
Gain and Loss on Foreign Currency transaction and translation	Nil	Nil
Royalty	Nil	Nil
Know-How	Nil	Nil
Professional and Consultation fees	Nil	Nil
Interest	Nil	Nil
Dividend	Nil	Nil
Other Matters	Nil	Nil
Export of Goods on FOB basis	Nil	NA

**j) Inventories**

Purchased goods-in-transit are carried at cost. Trading goods purchased by the Company are carried at lower of cost and net realizable value. Value of Imports Calculated on CIF Basis by the company during the financial year in respect:

Particulars	Amount (Rs. in lakhs)
Raw Materials	Nil
Component and Spare Parts	Not Applicable
Capital Goods	Not Applicable

**Consumption Details:**

Particulars	Consumed (Rs. in lakhs)	% of Total Consumption
<b><u>IMPORTED</u></b>		
Raw Materials	Not Applicable	Nil
Spare Parts	Not Applicable	
Components	Not Applicable	
<b><u>INDIGENOUS</u></b>		
Raw Materials	Nil	Nil
Spare Parts	Not Applicable	
Components	Not Applicable	

**k) Provisions, Contingent Liabilities and Contingent Assets**

A provision is recognized when the Company has a present obligation as a result of past event and it is probable that an outflow of resources will be required to settle the obligation, in respect of which reliable estimate can be made. Provisions (excluding retirement benefits) are not discounted to its present value and are determined based on best estimate required to settle the obligation at the balance sheet date. These are reviewed at each balance sheet date and adjusted to reflect the current best estimates.

Contingent liabilities, if any are not recognized in the financial statements. A contingent asset, if any is neither recognized nor disclosed in the financial statements.

#### **I) Cash and cash equivalents**

Apart from Cash and Bank Balances, the Company considers all highly liquid financial instruments, if any which are readily convertible into known amount of cash that are not subject to an insignificant risk of change in value to be cash equivalents.

#### **J) Employee/Retirement Benefits**

Since none of the employee has completed the required number of years of service hence no provision for retirement benefits has been made.

#### **K) Earnings per share**

The company reports basic and diluted earnings per equity share in accordance with AS- 20, Earnings per share.

#### **BASIC EPS**

The earnings considered in ascertaining the company's basic EPS comprises the net profit after tax and include the post-tax effect of any extra ordinary items. The number of shares used in computing EPS is the weighted average number of shares outstanding during the year.

#### **DILUTED EPS**

The net profit / (loss) after tax and the weighted average number of shares outstanding during the year are adjusted for all the effects of diluted potential equity shares for calculating diluted EPS.

L) As per Accounting Standard 18, the disclosures of transactions with the related parties as defined in the Accounting Standard are given below:

<b>Name Of Related Party</b>	<b>Relationship</b>
Nitish Padam Jain	Director
Anish Padam Jain	Director
Sumeet Steel	Director Is Proprietor
Smidge Home Products Private Limited	Common Director
Suyukti Home Solutions Private Limited	Common Director
Kasliwal Projects Limited	Holding Company (100% Shares owned by Kasliwal Projects Ltd)

**Transactions:**

(Rs. in lakhs)

Relations	Salary and Allowances/Professional Fees	Sales	Purchases	Rent Income	Loans
Key Management Personnel					
Other Related Transactions					
Kasliwal Projects Limited	-	-	-	-	1.00

**Outstandings:**

(Rs. in lakhs)

Relations	Salary and Allowances/Professional Fees	Purchases	Trade Advances/Reimbursement of Expenses	Loans
Key Management Personnel				
Other Related Transactions				
Kasliwal Projects Limited	-	-	-	244.90
Chef Story Home Appliances Pvt Ltd	-	-	2.4	-

M) Previous year figures have been regrouped/ rearranged wherever necessary to confirm to the classification adopted for the current year.

**For Swaroop Jain & Co.**  
Chartered Accountants  
FRN :112058W



**CA Saurabh Jain**  
(Partner)  
M No: 141336  
UDIN: 25141336BMGTIC13511  
Date: March 13, 2025  
Place: Mumbai

**For Kasliwal Housewares Private Limited**



**Nitish Jain**  
Director  
DIN No.01902557



**Anish Jain**  
Director  
DIN No.01873762