

Kasliwal Projects Private Limited

STATUTORY AUDIT REPORT

F. Y 2021-2022

Dated
September 02, 2022



Swaroop Jain and Co
Chartered Accountants
(Audit Department)

802 Wallfort House, Above Bandhan Bank
S V Road, Goregaon West, Mumbai-400104
022-280883132/8655008989/9320308989
swaroopjain.com



SWAROOP JAIN & CO.

CHARTERED ACCOUNTANTS

H OFF. 802, Wallfort House, Above BandhanBank, Near Citi Centre Mall, S V Road, Goregaon West, Mumbai-400104 Tel.No:022-35647244,Email: office@swaroopjain.com Website: swaroopjain.com

INDEPENDENT AUDITORS' REPORT

The Members of **Kasliwal Projects Private Limited**

Report on the audit of the financial statements

Opinion

We have audited the accompanying financial statements of **Kasliwal Projects Private Limited** ("the Company"), which comprise the balance sheet as at **March 31, 2022**, and the Statement of Profit and Loss and statement of cash flows for the year then ended, and notes to the financial statements, including a summary of significant accounting policies and other explanatory information.

In our opinion and to the best of our information and according to the explanations given to us, the aforesaid financial statements give the information required by the **Companies Act, 2013** ('Act') in the manner so required and give a true and fair view in conformity with the accounting principles generally accepted in India, of the state of affairs of the Company as at **March 31, 2022**, its **PROFIT** and cash flows for the year ended on that date.

Basis for opinion

We conducted our audit in accordance with the Standards on Auditing (SAs) specified under section 143(10) of the Act. Our responsibilities under those Standards are further described in the 'Auditor's Responsibilities for the Audit of the Financial Statements' section of our report. We are independent of the Company in accordance with the 'Code of Ethics' issued by the Institute of Chartered Accountants of India ("ICAI") together with the ethical requirements that are relevant to our audit of the Standalone Financial Statements under the provisions of the Act and the Rules thereunder, and we have fulfilled our other ethical responsibilities in accordance with these requirements and the Code of Ethics.

We believe that the audit evidence obtained us is sufficient and appropriate to provide a basis for our opinion on the Standalone Financial Statements.

Key audit matters

Key audit matters are those matters that, in our professional judgment, were of most significance in our audit of the financial statements of the current period. These matters were addressed in the context of our audit of the financial statements as a whole, and in forming our opinion thereon, and we do not provide a separate opinion on these matters.

Reporting of key audit matters as per SA 701, Key Audit Matters are not applicable to the Company as it is an unlisted company.

Information other than the financial statements and auditors' report thereon

The Company's Management and Board of Directors are responsible for the other information. The other information comprises the information included in the Board's report and Business Responsibility Report, but does not include the Financial Statements and our auditor's report thereon.

Our opinion on the Financial Statements does not cover the other information and we do not express any form of assurance conclusion thereon.

In connection with our audit of the Financial Statements, our responsibility is to read the other information and, in doing so, consider whether the other information is materially inconsistent with the Financial Statements or our knowledge obtained during the course of our audit or otherwise appears to be materially misstated.

If, based on the work we have performed, we conclude that there is a material misstatement of this other information; we are required to report that fact. We have nothing to report in this regard.

Management's responsibility for the financial statements

The Company's Board of Directors is responsible for the matters stated in section 134(5) of the Act with respect to the preparation of these financial Statements that give a true and fair view of the financial position, financial performance, Cash Flows of the Company in accordance with the accounting principles generally accepted in India, including the accounting Standards specified under section 133 of the Act. This responsibility also includes maintenance of adequate accounting records in accordance with the provisions of the Act for safeguarding of the assets of the Company and for preventing and detecting frauds and other irregularities; selection and application of appropriate accounting policies; making judgments and estimates that are reasonable and prudent; and design, implementation and maintenance of adequate internal financial controls, that were operating effectively for ensuring the accuracy and completeness of the accounting records, relevant to the preparation and presentation of the Financial Statement that give a true and fair view and are free from material misstatement, whether due to fraud or error.

In preparing the Financial Statements, the Management and Board of Directors are responsible for assessing the Company's ability to continue as a going concern, disclosing, as applicable, matters related to going concern and using the going concern basis of accounting unless management either intends to liquidate the Company or to cease operations, or has no realistic alternative but to do so.

Those Board of Directors is also responsible for overseeing the company's financial reporting process.

Auditor's responsibilities for the audit of the financial statements

Our objectives are to obtain reasonable assurance about whether the Financial Statements as a whole are free from material misstatement, whether due to fraud or error, and to issue an auditor's report that includes our opinion. Reasonable assurance is a high level of assurance but is not a guarantee that an audit conducted in accordance with SAs will always detect a material misstatement when it exists. Misstatements can arise from fraud or error and are considered material if, individually or in the aggregate, they could reasonably be expected to influence the economic decisions of users taken on the basis of these Financial Statements.

As part of an audit in accordance with SAs, we exercise professional judgment and maintain professional skepticism throughout the audit. We also:

- Identify and assess the risks of material misstatement of the Financial Statements, whether due to fraud or error, design and perform audit procedures responsive to those risks, and obtain audit evidence that is sufficient and appropriate to provide a basis for our opinion. The risk of not detecting a material misstatement resulting from fraud is higher than for one resulting from error, as fraud may involve collusion, forgery, intentional omissions, misrepresentations, or the override of internal control.
- Obtain an understanding of internal financial control relevant to the audit in order to design audit procedures that are appropriate in the circumstances. Under section 143(3)(i) of the Act, we are also responsible for expressing our opinion on whether the Company has adequate internal financial controls system in place and the operating effectiveness of such controls.
- Evaluate the appropriateness of accounting policies used and the reasonableness of accounting estimates and related disclosures made by the management and Board of Directors.
- Conclude on the appropriateness of Management and Board of Director's use of the going concern basis of accounting in preparation of the Financial Statements and, based on the audit evidence obtained, whether a material uncertainty exists related to events or conditions that may cast significant doubt on the Company's ability to continue as a going concern. If we conclude that a material uncertainty exists, we are required to draw attention in our auditor's report to the related disclosures in the Financial Statements or, if such disclosures are inadequate, to modify our opinion. Our conclusions are based on the audit evidence obtained up to the date of our auditor's report. However, future events or conditions may cause the Company to cease to continue as a going concern.
- Evaluate the overall presentation, structure, and content of the Financial Statements, including the disclosures, and whether the Financial Statements represent the underlying transactions and events in a manner that achieves fair presentation.

We communicate with those charged with governance regarding, among other matters, the planned scope and timing of the audit and significant audit findings, including any significant deficiencies in internal control that we identify during our audit.

We also provide those charged with governance with a statement that we have complied with relevant ethical requirements regarding independence, and to communicate with them all relationships and other matters that may reasonably be thought to bear on our independence, and where applicable, related safeguards.

From the matters communicated with those charged with governance, we determine those matters that were of most significance in the audit of the Financial Statements for the audit period and are therefore the key audit matters. We describe these matters in our auditors' report unless law or regulation precludes public disclosure about the matter or when, in extremely rare circumstances, we determine that a matter should not be communicated in our report because the adverse consequences of doing so would reasonably be expected to outweigh the public interest benefits of such communication.

Report on other legal and regulatory requirements

As required by the Companies (Auditor's Report) Order, 2020 ("the Order"), issued by the Central Government of India in terms of sub-section (11) of section 143 of the Companies Act, 2013, we give in the Annexure "A", a statement on the matters specified in paragraphs 3 and 4 of the Order, to the extent applicable.

As required by Section 143(3) of the Act, we report that:

(a) We have sought and obtained all the information and explanations which to the best of our knowledge and belief were necessary for the purposes of our audit;

(b) In our opinion, proper books of account as required by law have been kept by the Company so far as it appears from our examination of those books;

(c) The balance sheet, the statement of profit and loss, and the cash flow statement dealt with by this report are in agreement with the books of account;

(d) In our opinion, the aforesaid financial statements comply with the accounting standards specified under section 133 of the Act, read with rule 7 of the **Companies (Accounts) Rules, 2014**;

(e) On the basis of the written representations received from the directors as on **March 31, 2022** taken on record by the board of directors, none of the directors is disqualified as on **March 31, 2022** from being appointed as a director in terms of Section 164 (2) of the Act;

(f) Since the Company's turnover as per latest audited financial statements is less than Rs.50 Crores and its borrowings from banks and financial institutions at any time during the year is less than Rs.25 Crores, the Company is exempted from getting an audit opinion with respect to the adequacy of the internal financial controls over financial reporting of the company and the operating effectiveness of such controls vide notification dated June 13, 2017;

(g) With respect to the other matters to be included in the Auditor's Report in accordance with Rule 11 of the Companies (Audit and Auditors) Rules, 2014, in our opinion and to the best of our information and according to the explanations given to us;

a. The Company does not have any pending litigations which would impact its financial position;

b. The Company did not have any long-term contracts including derivative contracts for which there were any material foreseeable losses; and

c. There has been no delay in transferring amounts, required to be transferred, to the Investor Education and Protection Fund by the Company

d. The management has represented that, to the best of its knowledge and belief, no funds have been advanced or loaned or invested (either from borrowed funds or share premium or any other sources or kind of funds) by the Company to or in any other persons or entities, including foreign entities ("Intermediaries"), with the understanding, whether recorded in writing or otherwise, that the Intermediary shall:

- directly or indirectly lend or invest in other persons or entities identified in any manner whatsoever ("Ultimate Beneficiaries") by or on behalf of the Company or
- provide any guarantee, security or the like to or on behalf of the Ultimate Beneficiaries.

e. The management has represented, that, to the best of its knowledge and belief, no funds have been received by the Company from any persons or entities, including foreign entities ("Funding Parties"), with the understanding, whether recorded in writing or otherwise, that the Company shall:

- directly or indirectly, lend or invest in other persons or entities identified in any manner whatsoever ("Ultimate Beneficiaries") by or on behalf of the Funding Party or
- provide any guarantee, security or the like from or on behalf of the Ultimate Beneficiaries; and

f. Based on such audit procedures as considered reasonable and appropriate in the circumstances, nothing has come to our notice that has caused us to believe that the representations under sub-clause (d) and (e) contain any material mis-statement.

g. The Company has not declared or paid any dividend during the year. Hence, the Company is not required to comply with the provision of the Section 123 of the Act.

h. With respect to the matter to be included in the Auditor's Report under Section 197(16) of the Act:

The Provisions of section 197(16) as amended read with schedule V to the Act are applicable only to the public companies. Accordingly, reporting under Section 197(16) of the Act for maximum permissible managerial remuneration, is not applicable to the company.

For Swaroop Jain & Co.

Chartered Accountants

FRN: 112058W



(CA Saurabh Jain)

Partner

M No: 141336

UDIN: 22141336AXMOEI7793

Place: Mumbai

Date: September 02, 2022

Annexure "A" to the Independent Auditor's Report

(Referred to in paragraph 1 under 'Report on other legal and regulatory requirements' section of our report to the members of **Kasliwal Projects Private Limited** of even date)

- (i) In respect of the Company's Property, Plant & Equipment:
 - (a) (A) The Company has maintained proper records showing full particulars, including quantitative details and situation of Property, Plant & Equipment.
 - (B) The Company has maintained proper records showing full particulars of Intangible assets.
 - (b) The Property, Plant & Equipment of the Company were physically verified in full by the management during the year. According to the information and explanations given to us and as examined by us, no material discrepancies were noticed on such verification.
 - (c) According to the information and explanations given to us and on the basis of our examination of the records of the Company, the title deeds of immovable properties (other than immovable properties where the company is the lessee and the lease agreement are duly executed in favor of the lessee) disclosed in the financial statement are held in the name of the Company.
 - (d) The Company has not revalued its property, plant and equipment (including right to use assets) or Intangible assets or both during the year.
 - (e) According to the information and explanations given to us and on the basis of our examination of the records of the Company, no proceedings have been initiated during the year or are pending against the Company as at March 31, 2022 for holding any benami property under the Benami Transactions (Prohibition) Act, 1988 (as amended in 2016) and rules made thereunder.
- (ii) In respect of inventories :
- (a) The inventory has been physically verified by the management during the year except for inventories lying with third parties. In our opinion, the frequency of verification by the management is reasonable and the coverage and procedure for such verification is appropriate. Inventories lying with third parties have been confirmed by management as at **31st March, 2022**. No discrepancies were noticed on verification between the physical stock and book records that were 10% or more in aggregate for each class of inventory.
 - (b) The Company has not been sanctioned working capital limits in excess of ₹ 5 crore, in aggregate, at any points of time during the year, from banks or financial institutions on the basis of security of current assets and hence reporting under clause 3(ii)(b) of the Order is not applicable.
- (iii) The Company has **NOT** made investments in, provided any guarantee and security and granted any loans and advances in the nature of loans, secured or unsecured, to companies, firms, Limited Liability Partnerships or any other parties during the year.
- (a) The Company has **NOT** provided loans and advances in the nature of loan during the year:
 - (A) The Company has provided loans and advances aggregate amounting to Rs **NIL** during the year to Subsidiaries, Joint Ventures and Associates and balance outstanding at the balance sheet date is **Rs. 1,01,71,000.**

- (B) The Company has provided loans and advances aggregate amounting to Rs **NIL** during the year to other than Subsidiaries, Joint Ventures and Associates and balance outstanding at the balance sheet date is Rs. **NIL**.
- (b) In our opinion, the investments made, guarantees provided, security given and the terms and conditions of the grant of all loans and advances in the nature of loans and guarantees provided, during the year are, prima facie, not prejudicial to the Company's interest.
- (c) In respect of loans and advances granted by the Company, the schedule of repayment of principal and payment of interest has not been stipulated and also there is no expiry to such loans and further as explained the loans are in the nature of repayable on demand basis.
- (d) Since the loans and advances granted by the company does not stipulate the schedule of repayment of principal and payment of interest, therefore we could not comment on any overdue amount remaining outstanding as on balance sheet date.
- (e) Since the loans and advances granted by the company does not stipulate the schedule of repayment of principal and payment of interest and does not bear any expiry and being given as repayable on demand basis, therefore we could not comment on loans being renewed or extended or fresh loans granted to settle the overdues of existing loans
- (iv) In our opinion and according to information and explanation given to us, in respect of loans, investments, guarantees and security, the Company has complied with the provisions of sections 185 and section 186 of the Companies Act, 2013.
- (v) The Company has not accepted any deposits from the public except from directors and members covered under Section 73 to 76 of the Companies Act, 2013.
- (vi) The maintenance of cost records has not been specified by the Central Government under sub section (1) of section 148 of the Companies Act, 2013 for the business activities carried out by the Company. Hence, reporting under clause(vi) of the order is not applicable to the company.
- (vii) In respect of statutory dues:
- a) According to the information and explanations given to us and on the basis of our examination of the records of the Company, amounts deducted / accrued in the books of account in respect of undisputed statutory dues including Provident Fund, Employees' State Insurance, Income-tax, Sales-tax, Service tax, duty of Customs, duty of Excise, value added tax and cess and any other statutory dues to appropriate authority have generally been regularly deposited during the year by the Company. According to the information and explanations given to us, no undisputed amounts payable in respect of Goods and Service Tax, Provident Fund, Employee's State Insurance, Income-tax, Sales-tax, Service tax, Duty of Customs, Duty of Excise, Value Added Tax and Cess and other statutory dues were in arrears, as at March 31, 2022 for a period of more than six months from the date they became payable; except as per details below:

Name of the Statute	Nature of Dues	Period to which the amount relates	Amount Due	Due Date	Date of Payment
NIL					

- b) According to the information and explanations given to us and the records of the Company examined by us, as at March 31, 2022, there are no dues of Goods and Service Tax or sales tax or service tax or duty of customs or duty of excise or value added tax which have not been deposited on account of any dispute; except as stated below:

Name of the Statute	Nature of Dues	Amount(in Rupees)	Period to which the amount relates	Forum where the dispute is pending

- (viii) According to the information and explanations given to us and the records of the Company examined by us, as at March 31, 2022, there were no such transactions relating to previously unrecorded income that have been surrendered or disclosed as income during the year in the tax assessments under the Income Tax Act, 1961 (43 of 1961).

- (ix) In respect of Loans and Borrowings:

- a) According to the records of the Company examined by us and the information and explanation given to us, the Company has not defaulted in repayment of loans or other borrowings or in the payment of interest to any lender during the year.
- b) According to the information and explanations given to us and on the basis of our audit procedures, we report that the Company has not been declared Wilful Defaulter by any bank or financial institution or government or any government authority.
- c) According to the records of the Company examined by us and the information and explanations given to us, the term loans if any were applied for the purpose for which the loans were obtained.
- d) According to the information and explanations given to us, and the procedures performed by us, and on an overall examination of the financial statements of the Company, we report that no funds raised on short-term basis have been used for long-term purposes by the Company.
- e) According to the information and explanations given to us and procedures performed by us, we report that the Company has not taken any funds from any entity or person on account of or to meet the obligations of its subsidiaries, associates or joint ventures.
- f) According to the information and explanations given to us and procedures performed by us, we report that the Company has not raised loans during the year on the pledge of securities held in its subsidiaries, joint ventures or associate companies did not have any subsidiaries, joint ventures or associate companies during the year.

- (x) (a) The Company has not raised any money by way of initial public offer or further public offer (including debt instruments) during the year. Accordingly, the reporting under clause 3(x)(a) of the Order is not applicable to the Company.
- (b) Based on information and explanations given to us the Company has not made any preferential allotment or private placement of shares or fully or partially or optionally convertible debentures during the year. Accordingly, the reporting under clause 3(x)(b) of the Order is not applicable to the Company.
- (xi) (a) During the course of our examination of the books and records of the Company, carried out in accordance with the generally accepted auditing practices in India, and according to the information and explanations given to us, we have neither come across any instance of material fraud by the Company or on the Company, noticed or reported during the year, nor have we been informed of any such case by the Management.
- (b) During the course of our examination of the books and records of the Company, carried out in accordance with the generally accepted auditing practices in India, and according to the information and explanations given to us, a report under Section 143(12) of the Act, in Form ADT-4, as prescribed under rule 13 of Companies (Audit and Auditors) Rules, 2014 was not required to be filed with the Central Government. Accordingly, the reporting under clause 3(xi)(b) of the Order is not applicable to the Company.
- (c) During the course of our examination of the books and records of the Company carried out in accordance with the generally accepted auditing practices in India, and according to the information and explanations given to us, and as represented to us by the management, no whistle-blower complaints have been received during the year by the Company. Accordingly, the reporting under clause 3(xi)(c) of the Order is not applicable to the Company.
- (xii) According to the information and explanations given to us, as the Company is not a Nidhi Company and the Nidhi Rules, 2014 are not applicable to it, the reporting under clause 3(xii) of the Order is not applicable to the Company.
- (xiii) In our opinion and according to the information and explanations given to us, the transactions with related parties are in compliance with Section 177 and 188 of the Act, where applicable, and the details of the related party transactions have been disclosed in the standalone financial statements as required by the applicable accounting standards.
- (xiv) As the preceding year turnover is not greater than rupees two hundred crores or any outstanding loans/ borrowings from banks/ public financial institutions is not greater or equal to one hundred crore rupees at any time during the previous financial year the company is not required to have an internal audit system as per the provisions of the Companies Act 2013.
- (xv) Company has not entered into any non-cash transaction with directors or person connected with him and therefore the provisions of section 192 of the Companies Act' 2013 are not applicable to the Company.



- (xvi) (a) The Company is not required to be registered under Section 45-IA of the Reserve Bank of India Act, 1934. Accordingly, the reporting under clause 3(xvi)(a) of the Order is not applicable to the Company.
- (b) The Company is not required to be registered under Section 45-IA of the Reserve Bank of India Act, 1934. Accordingly, clause 3(xvi)(b) of the Order is not applicable.
- (c) The Company is not a Core Investment Company (CIC) as defined in the regulations made by the Reserve Bank of India. Accordingly, the reporting under clause 3(xvi)(c) of the Order is not applicable to the Company.
- (d) The Company is not part of any group (as per the provisions of the Core Investment Companies (Reserve Bank) Directions, 2016 as amended). Accordingly, the requirements of clause 3(xvi)(d) are not applicable.
- (xvii) The Company has incurred cash losses of **Rs NIL** during the financial year covered by our audit and **Rs NIL** in the immediately preceding financial year. To arrive at cash losses we have considered the figure of net profit/loss after taxes (PLAT) shown by the statement of profit and loss and is adjusted for the effects of transactions of non-cash nature such as depreciation provided as per provisions of AS 10, Property, Plant & Equipment, amortization as per AS 26, Intangible Assets and impairment loss or its reversal as per AS 28, Impairment of Assets etc.
- (xviii) There has been no resignation of the statutory auditors of the Company during the year.
- (xix) According to the information and explanations given to us and on the basis of the financial ratios, ageing and expected dates of realisation of financial assets and payment of financial liabilities, other information accompanying the standalone financial statements, our knowledge of the Board of Directors and management plans and based on our examination of the evidence supporting the assumptions, nothing has come to our attention, which causes us to believe that any material uncertainty exists as on the date of the audit report that the Company is not capable of meeting its liabilities existing at the date of balance sheet as and when they fall due within a period of one year from the balance sheet date. We, however, state that this is not an assurance as to the future viability of the Company. We further state that our reporting is based on the facts up to the date of the audit report and we neither give any guarantee nor any assurance that all liabilities falling due within a period of one year from the balance sheet date, will get discharged by the Company as and when they fall due.
- (xx) The provision of Sec 135 of Companies Act 2013 is not applicable to the company since it is not having net worth of rupees five hundred crore or more, or turnover of rupees one thousand crore or more or a net profit of rupees five crore or more during the immediately preceding financial year, accordingly reporting under clause 3(xx)(a) and (b) is not applicable.

(xxi) There is no consolidation of financial statements, accordingly reporting under clause 3(xxi) is not applicable

For Swaroop Jain & Co.

Chartered Accountants

FRN: 112058W

(CA Saurabh Jain)

Partner

M No: 141336

UDIN: 22141336AXMOEI7793

Place: Mumbai

Date: September 02, 2022

KASLIWAL PROJECTS PRIVATE LIMITED

CIN: U45400MH2008PTC179623

Balance Sheet As On 31st March, 2022

(Figures in Hundreds)

Particulars	Note No.	FY 2022	FY 2021
A EQUITY AND LIABILITIES			
1 Shareholders' funds			
(a) Share capital	2	14,362	14,362
(b) Reserves and surplus	3	5,34,522	4,85,383
(c) Money Received against share warrents			
2 Share application money pending allotments		0	0
3 Non-current liabilities			
(a) Long-term borrowings	4	13,532	20,142
(b) Deferred tax liabilities (net)		0	0
(c) Other Long Term Liabilities		0	
(d) Long term provision		0	
4 Current liabilities			
(a) Short Term Borrowings	5	2,86,330	-385
(b) Trade payables	6	1,31,614	2,35,864
(A) total outstanding dues of micro enterprises and small enterprises		0	0
(B) total outstanding dues of Creditors other than micro enterprises and small enterprises		1,31,614	2,35,864
(c) Other current liabilities	7	1,21,605	51,926
(d) Short-term provisions	8	27,706	21,758
TOTAL		11,29,672	8,29,050
B ASSETS			
1 Non-current assets			
(i) Property, Plant and Equipment	9	24,602	29,958
(ii) Intangible assets		0	15,526
(iii) Capital Work in progress		0	0
(iv) Intangible Assets under Development		0	0
(b) Non-current investments	10	58,250	12,000
(c) Deferred Tax Assets	11	6,937	3,449
(d) Long term loans and Advances	12	1,01,710	1,01,710
(e) Other Non Current Assets		0	0
2 Current assets			
(a) Current Investments			
(b) Inventories	13	3,77,216	2,49,308
(c) Trade receivables	14	4,55,475	2,95,818
(d) Cash and cash equivalents	15	26,768	98,400
(e) Short-term loans and advances	16	78,349	22,881
(f) Other Current Assets	17	365	0
TOTAL		11,29,672	8,29,050

See accompanying notes forming part of the financial statements

In terms of our report attached.

For Swaroop Jain & Co.

Chartered Accountants

Firm Registration No. 112058W




Saurabh Jain
Partner

Place: Mumbai

Date: September 02, 2022

UDIN : 22141336AXMOEI7793

For Kasliwal Projects Private Limited




Anish Padam Jain
(Director)
DIN: 01873762



Nitish Padam Jain
(Director)
DIN: 01902557

KASLIWAL PROJECTS PRIVATE LIMITED CIN: U45400MH2008PTC179623 Statement Of Profit And Loss Account For The Year Ended March 31, 2022				
(Figures in Hundreds)				
	Particulars	Note No.	Figures for the current reporting period	Figures for the previous reporting period
I	Revenue from operations (gross)	18	Rs. 49,35,141	Rs. 37,58,290
	Less: Excise Duty			
	Revenue from operations (net)		49,35,141	37,58,290
II	Other Income	19	5,004	1,976
III	Total Income (I+II)		49,40,145	37,60,267
IV	Expenses			
	(a) Cost of materials consumed	20	0	0
	(b) Purchase of Stock in Trade	21	46,21,791	35,87,109
	(c) Changes in inventories of finished goods, work-in-progress and stock-in-trade	22	-1,27,908	-1,49,895
	(d) Employee benefits expenses	23	1,32,271	1,10,416
	(e) Finance costs	24	22,003	12,510
	(f) Depreciation and amortisation expenses	9	26,103	30,290
	(g) Other expenses	25		
	--Direct		37,258	66,708
	--Indirect		1,34,244	95,442
	Total Expenses		48,45,763	37,52,580
V	Profit before exceptional and extraordinary items and tax		94,382	7,687
VI	Exceptional Items		0	0
VII	Profit before extraordinary items and tax		94,382	7,687
VIII	Extraordinary items (Profit/Loss on sale of Equity Shares)		-21,025	93,623
IX	Profit before Tax		73,357	1,01,310
X	Tax Expense:		24,218	18,701
	(a) Current tax expense		27,706	21,758
	(b) Deferred tax		-3,488	-3,058
XI	Profit / (Loss) for the period from continuing operations		49,139	82,609
XII	Profit / (Loss) from discontinuing operations		0	0
XIII	Tax from discontinuing operations		0	0
XIV	Profit/ (Loss) from discontinuing operations		0	0
XV	Profit/(Loss) for the Period		49,139	82,609
XVI	Earning per equity share:	26		
	(1) Basic		0.34	0.58
	(2) Diluted		0.34	0.58

In terms of our report attached.

For Swaroop Jain & Co.

Chartered Accountants

Firm Registration No. 112056W

Saurabh Jain
Partner

Place: Mumbai

Date: September 02, 2022

UDIN : 22141336AXMOEI7793

For Kasliwal Projects Private Limited

Anish Padam Jain
(Director)

DIN: 01873762

Nitish Padam Jain
(Director)

Nitish Padam Jain
(Director)

DIN: 01902557




KASLIWAL PROJECTS PRIVATE LIMITED
Statement of Cash Flows for the Financial Year 2021-2022

	FY 2022	FY 2021
A Cash Flows from Operating Activities:		
Net Profit before Taxation and Prior Period & Extraordinary Items	73,357	1,01,310
Adjustments for :		
Depreciation on Fixed Assets	26,103	30,290
Finance Costs	22,003	12,510
Adjustments routed through other comprehensive Income	0	639
Interest and Other Income	0	0
Operating Profit before Working Capital Changes	1,21,463	1,44,749
Adjustments for Working Capital Changes :		
Changes in Inventories	-1,27,908	-1,49,895
Changes in Trade Receivables	-1,59,657	-42,602
Changes in Short Term Loans and Advances	-55,468	-1,362
Changes in Short Term Borrowings	2,86,716	-63,779
Changes in Trade Payables	-1,04,250	1,81,148
Changes in Other Current Liabilities	69,679	-1,12,143
Changes in Short Term Provisions	5,948	680
Changes in other current assets	-365	0
Net cash generated from Operating Activities	36,158	-43,204
Income Taxes Paid	-27,706	-21,758
Cash Flow before Prior Period and Extraordinary Items	8,452	-64,962
Cash Flow from Prior Period and Extraordinary Items	0	0
Net Cash Flow from Operating Activities -----(A)	8,452	-64,962
B Cash Flow from Investing Activities :		
Purchase of Fixed Assets	-5,221	-1,222
Interest and Other Income	0	0
Purchase/Sales of investments	-46,250	87,868
Investment in Shares	0	0
Net Cash Flow from Investing Activities -----(B)	-51,471	86,647
C Cash Flow from Financing Activities :		
Issue of Share Capital	0	5,799
Securities Premium Received	0	1,69,200
Long Term Borrowings	-6,610	-6,117
Loans and Advances	0	-1,01,710
Finance Costs	-22,003	-12,510
Net Cash Flow from Financing Activities -----(C)	-28,612	54,662
Net Increase in Cash and Cash Equivalents (A) + (B) + (C)	-71,631	76,347
Cash & Cash Equivalents at the beginning of the period	98,400	22,053
Cash & Cash Equivalents at the end of the period	26,768	98,400

For Swaroop Jain & Co.
Chartered Accountants
Firm Registration No. 112058W

Saurabh Jain
Partner
Place: Mumbai
Date: September 02, 2022
UDIN : 22141336AXMOEI7793

For Kasliwal Projects Private Limited




Anish Padam Jain Nitish Padam Jain
(Director) (Director)
DIN: 01873762 DIN: 01902557

STATEMENT OF CHANGES IN EQUITY

Statement of changes of equity for the period ended March 31, 2022

B. Other Equity								
	Balance at the beginning of the reporting period	Changes in accounting policy/prior period items	Restated balance at the beginning of the reporting period	Total Comprehensive Income for the year	Dividends	Transfer to retained earnings	Any other change	Balance at the end of reporting period
i) Equity component of other financial instruments	-	-	-	-	-	-	-	-
ii) retained earnings	2,28,667	-	-	-	-	49,139	-	2,77,806
iii) reserves	-	-	-	-	-	-	-	-
1.1 Reserves representing unrealised gain/losses	-	-	-	-	-	-	-	-
Revaluation surplus	-	-	-	-	-	-	-	-
Exchange differences on translating the financial Statements of a foreign operation	-	-	-	-	-	-	-	-
Others	-	-	-	-	-	-	-	-
	-	-	-	-	-	-	-	-
1.2 Other reserves to be specified separately	-	-	-	-	-	-	-	-
Securities premium	2,56,717	-	-	-	-	-	-	2,56,717
iii) Total Reserves	-	-	-	-	-	-	-	-
iv) Money received against share warrants	-	-	-	-	-	-	-	-
v) Others	-	-	-	-	-	-	-	-

KASLIWAL PROJECTS PRIVATE LIMITED				
Notes Annexed To And Forming Part Of The Balance Sheet				
Note -2. SHARE CAPITAL		(Rs. in Hundreds)		
Particulars	FY 2022		FY 2021	
	Number of shares	Rs.	Number of shares	Rs.
(a) Authorised 50000 Equity shares of Rs.10/- each with voting rights	3,00,000	30,000	3,00,000	30,000
(b) Issued, Subscribed and Paid up 10000 Equity shares of Rs.10 each with voting rights	1,43,623	14,362	1,43,623	14,362
Total	1,43,623	14,362	1,43,623	14,362
List of Shareholders holding more than 5% share capital				
Name of Shareholders	No. of Shares	%	Value/Share	Total Value
Mina Devi Jain	31,093	22%	10	3,109
Anish Padam Jain	29,092	20%	10	2,909
Padam Jain	34,455	24%	10	3,446
Poonam Jain	14,744	10%	10	1,474
Jyoti Jain	14,744	10%	10	1,474
Nitish Padam Jain	19,495	14%	10	1,950
TOTAL	1,43,623	100%		14,362

TERMS/RIGHTS ATTACHED TO EQUITY SHARE :

The company has only one class of share capital i.e. equity shares having face value of Rs 10 per share

Each holder of equity share is entitled to one vote per share.

The dividend if any proposed by the Board of Directors is subject to the approval of the shareholders in the ensuing Annual General Meeting, except in case of interim dividend.

In the event of liquidation, the equity shareholders are eligible to receive the remaining assets of the company after distribution of all preferential amounts, in proportion to their shareholding.

NOTE 2A. SHARES HELD BY PROMOTORS

Promotor's Name	Current Reporting Period		Previous reporting Period	
	No of shares	% of Total Shares % Change during the Year	No of shares	% of Total Shares % Change during the Year
Mina Devi Jain	31,093	22% 0%	31,093	22% 114%
Anish Padam Jain	29,092	20% 0%	29,092	20% 21%
Padam Jain	34,455	24% 0%	34,455	24% 167%
Poonam Jain	14,744	10% 0%	14,744	10% 51%
Jyoti Jain	14,744	10% 0%	14,744	10% 51%
Nitish Padam Jain	19,495	14% 0%	19,495	14% 34%

NOTE- 2B. STATEMENTS OF CHANGES IN EQUITY

Particulars	Current Reporting Period	Previous reporting Period
Balance at the beginning of the current reporting period	14,362	8,564
Changes in Equity Share Capital due to prior period error	0	0
Related Balance at the beginning of the current reporting period	14,362	8,564
<u>Changes in Equity Share Capital during the current year</u>		
--Shares issued on exercise of ESOP	0	0
--Shares issued as Right Issue	0	5,799
Balance at the end of the current reporting period	14,362	14,362

For The Period Of Five Years Immediately Preceding The Date As At Which The Balance Sheet Is Prepared:

(A) "NIL" Aggregate number and class of shares allotted as fully paid-up pursuant to contract(s) without payment being received in cash.

(B) "NIL" Aggregate number and class of shares allotted as fully paid-up by way of bonus shares.

(C) "NIL" Aggregate number and class of shares bought back.

Shares In Respect Of Each Class In The Company Held By Its Holding Company Or Its Ultimate Holding Company Including Shares Held By Or By Subsidiaries Or Associates Of The Holding Company Or The Ultimate Holding Company In Aggregate

"NIL"

NOTE-9

FIXED ASSETS - Tangible Assets

		GROSS BLOCK				DEPRECIATION				IMPAIRMENT	RESIDUAL	NET BLOCK	
S.No	Particulars	Balance as on	Additions	Deductions	Balance as on	Opening	Deductions	For the year	upto	As at	VALUE	As at	As at
		01-Apr-21			31-Mar-22	01-Apr-21			31-Mar-22	31-Mar-22	5%	31-Mar-22	31-Mar-21
A	Property Plant & Equipment												
1	Office Equipment												
	---Owned	3624	4051	0	7676	2114	0	1756	3871	0	384	3805	1510
2	Computers												
	---Owned	844	1170	0	2014	540	0	290	830	0	101	1183	304
3	Motor Vehicle												
	---Owned	60641	0	0	60641	32497	0	8531	41028	0	3032	19613	28144
	TOTAL	65109	5221	0	70330	35152	0	10577	45729	0		24602	29958
B	Intangible Assets												
	Trademark	67330	0	0	67330	51804	0	15526	67330	0	0	0	15526
	TOTAL	67330	0	0	67330	51804	0	15526	67330		0	0	15526
	Previous Year	131218	1222	0	132439	56666	0	30290	86956	0	0	45484	74552

The Company has not done any revaluation of its Property Plant and Equipment. In case of any revaluation company shall get the revaluation done by a registered valuer as defined under rule 2 of the Companies (Registered Valuers and Valuation) Rules, 2017

CAPITAL WORK IN PROGRESS (CWIP)

(a) Ageing Schedule

CWIP	Amount in CWIP for a period of				Total
	Less than 1 year	1-2 years	2-3 Years	More than 3 years	
Projects in progress Projects temporarily suspended	NIL				

(b) Completion Schedule

CWIP	To be Completed in				Total
	Less than 1 year	1-2 years	2-3 Years	More than 3 years	
Project 1 Project 2	NIL				

INTANGIBLE ASSETS

(a) Ageing Schedule

Intangible Assets under Development	Amount in CWIP for a period of				Total
	Less than 1 year	1-2 years	2-3 Years	More than 3 years	
Project 1 Project 2	NIL				

(b) Completion Schedule

Intangible Assets under Development	To be Completed in				Total
	Less than 1 year	1-2 years	2-3 Years	More than 3 years	
Project 1 Project 2	NIL				

KASLIWAL PROJECTS PRIVATE LIMITED
Notes Annexed To And Forming Part Of The Balance Sheet

Note 3: RESERVES AND SURPLUS

Particulars	FY 2022	FY 2021
(A) Securities premium account		
Opening balance	2,56,717	2,56,717
Add/Less: Changes during the year	0	0
Closing Balance	2,56,717	2,56,717
(B) Surplus / (Deficit) in Statement of Profit and Loss		
Opening balance	2,28,667	1,45,418
Add: Profit / (Loss) for the year	73,357	1,01,310
Add: Comprehensive Income for the year	0	0
Less: Comprehensive Income for the year	0	0
Less: Provision for Income Tax	27,706	21,758
Less: Provision for Deferred Tax	-3,488	-3,697
Closing balance	2,77,806	2,28,667
Total	5,34,522	4,85,383

Note 4: LONG TERM BORROWINGS

Particulars	FY 2022		FY 2021	
	Secured	Unsecured	Secured	Unsecured
From Banks/NBFCs				
Daimler Financial Services India Pvt Ltd	13,532		20,142	
TOTAL	13,532	0	20,142	0

The loans are in the nature of Term Loan Facility in the nature of Vehicle Loan secured against Vehicle.

The loan is guaranteed by the directors of the company.

PERIOD AND AMOUNT OF CONTINUING DEFAULT AS ON THE BALANCE SHEET DATE IN REPAYMENT OF LOANS AND INTEREST

"NIL"

Note 5: SHORT TERM BORROWINGS

Particulars	FY 2022		FY 2021	
	Secured	Unsecured	Secured	Unsecured
Loans repayable on demand from Banks				
-CC Facility from Kotak Bank	2,86,330		0	
-Overdraft Facility from Yes Bank	0		-385	
TOTAL	2,86,330	0	-385	0

The loans are in the nature of Cash Credit secured against Stock and Debtors and mortgaged against property.

The Cash credit loan is guaranteed by the directors of the company.

In respect of working capital loans, quarterly returns or statements of current assets filed by the company with banks are in agreement with the books of accounts.

The Company has not been declared wilful defaulter by any bank or financial institution or government or any government authority.

PERIOD AND AMOUNT OF CONTINUING DEFAULT AS ON THE BALANCE SHEET DATE IN REPAYMENT OF LOANS AND INTEREST

"NIL"

Note 6: TRADE PAYABLES

Particulars	FY 2022		FY 2021	
	MSME Dues	Others	MSME Dues	Others
A) Dues of Micro, Small and Medium Enterprises	"Nil"		"Nil"	
B) Other Trade Payables				
Arboreal Bioinnovations Private Limited		0		2,505
Avenue Supplies		52		52
Bajaj Electricals Limited - Zirakpur		0		10,214
Bajaj Electricals Ltd. - Mumbai		96		1,00,470
Bera Corp		0		3,239

Crompton Greaves Consumer Electrials Ltd.		-19		-19
East Coast Distributors Pvt Ltd.		0		3,314
Havells India Ltd		-7		-3
Indigo Corporation		2,369		3,369
JP Print Solutions		0		6
Kamlesh Steel Centre		0		599
Linen Design Company Pvt Ltd		168		168
Picasso Home Products Pvt. Ltd. - Daman		2,739		0
Shiv Shakti Services		16		0
Satguru Picot Centre		0		0
SAFARI INDUSTRIES INDIA LIMITED		0		-3
Shripal Steels		0		0
Smartpaddle Technology Private Ltd		45,143		0
Yash Merchandising		0		1,209
Sumeet Steel		-23,501		1,19,689
Suyukti Home Solutions Pvt Ltd		52,555		0
Svas Enterprises		260		260
Star Fabricators		-248		-248
Stuff Plus - Cr		-51		2,610
Welspun Global Brands Limited		0		14,037
United Sales Agency		120		120
Usha International Ltd. - UP		-48		-60
Torero Corporation Pvt. Ltd.		0		30
Zakir Frames		0		-3,400
Vanesa Care Pvt Ltd		0		9,576
Visage Lines Personal Care Pvt Ltd.		2,086		2,382
Ankur Creations		0		-988
Backpack International Pvt Ltd		0		-6,000
Ampro-Cr		0		85
S.L. Enterprises		0		-573
Pixel		0		-1,097
Smidge Home Products Pvt Ltd		51,606		0
Teaxpress Private Limited		-15		-8,078
Unibliss Decor		0		-15,000
Vishwakarma Wooden Industries		24		0
Vrushali Gifts - Cr		2,741		0
Origami Cellulo Pvt. Ltd.		0		-2,603
K S Enterprises		-1,463		0
Star Enterprises		-3,000		0
Teakwood		-9		0
R/off		0		0
TOTAL	0	1,31,614	0	2,35,864

Ageing Analysis

Outstanding for following periods from due date of payment/transaction date

Particulars	FY 2022		FY 2021	
Less than 1 Year	0	131333	0	2,35,864
1-2 Years	0	281	0	0
2-3 Years	0	0	0	0
More than 3 years	0	0	0	0
Total	0	131614	0	235864

Disclosure under section 22 of the MICRO, SMALL & MEDIUM DEVELOPMENT ACT 2006

Particulars	FY 2022	FY 2021
Principal amount remaining unpaid to suppliers	"Nil"	"Nil"
Interest due on the above mentioned principal	"Nil"	"Nil"
Amount of interest paid by the company in terms of section 16	"Nil"	"Nil"
Amount of Interest due and payable for the period of delay in making payment but without adding the interest as specified	"Nil"	"Nil"
Amount of interest accrued and remainig unpaid	"Nil"	"Nil"

The dues has been determined on the basis of intimation received from "supplier" regarding their status under the Act. The company has not received any such intimation.

Note 7 OTHER CURRENT LIABILITIES

Particulars	FY 2022	FY 2021
<u>Dues towards Statutory Authorities</u>		
GST Payable	16,015	-4,463
TDS Liability	3,975	2,902
TCS Liability	97	276
Salary Payable	2,239	1,873
CGS RCM Payable	154	0
SGS RCM Payable	154	0
<u>Expenses Payable</u>		
Vision International	0	58
Theo Solutions Pvt Ltd	35	2
Goclick E-Commerce Pvt Ltd-Delhi	-95	-95
Victoria Cross India Pvt Ltd	20	20
Shreenath Marketing	2,719	1,008
Gati Kintetsu Express Pvt Ltd	12,856	1,789
Gati KWE-Assam	9	0
Gati KWE-Bangalore	60	60
Gati KWE-West Bengal	22	0
Gati KWE - Jammu & Kashmir	17	10
Gati KWE - MP	133	0
Gati KWE - Punjab	30	0
Gati KWE-Allahabad	0	13
Siddhivinayak Enterprises	475	153
Tirupati Corrugator	0	231
Global Enterprise	136	136
Goyal & Shah LLP	222	75
Mahalaxmi Roadways	284	0
Prakash Surana	405	0
Rahi Tour & Travels	-5,483	0
Punit Kumar Goyal	100	170
Raj Cooling Centre	8	0
Galaxy Print Pack	126	0
Spacerocket Creations	90	0
Swastik Enterprises	224	0
Acme Print And Pack	9,667	2,678
Srishti Enterprises	3,994	1,852
Sumitra Sawai Purohit	0	1,680
Ashita Jain	0	5,700
Pooja Gumanmal Jain	0	5,700
Taxzone Information Services Pvt. Ltd.	-2,438	-2,438
Winsome Objects	0	20
Rays International	858	302
Ranjeet Patil Transport	0	500
<u>Liability towards Related Parties</u>		
Remuneration Payable to Mina Devi jain	15,393	2,079
Remuneration Payable to Anish Jain	11,748	362
Remuneration Payable to Padam Jain	846	1,383
Remuneration Payable to Poonam Jain	17,972	3,785
Remuneration Payable to Jyoti Jain	2,738	553
<u>Liability related to trademark purchase</u>		
Trupti Enterprises for Trademark Trupti and Gemz	10,385	16,480
<u>Liability related to Expenses</u>		
Payable to Anish Jain for Expenses incurred	4,471	3,845
Swaroop Jain & co.	1,656	833
PT Payable	14	16
Payable to Nitish Jain for Expenses incurred	-8,993	-10,830
Provision for Expenses	11,659	7,092
<u>Current portion of Long term Liability</u>		
Daimler Financial Services Pvt Ltd	6,610	6,117
Total	1,21,605	51,926

Note 8 SHORT TERM PROVISIONS

Particulars	FY 2022	FY 2021
Provisions for Income Tax	27,706	21,758
Total	27,706	21,758

Note 10 NON CURRENT INVESTMENTS

At cost unless otherwise specified

Particulars	FY 2022	FY 2021
<u>Investments in Equity Instruments</u>	0	0
	0	0
<u>Others</u>		
Investments in Building	57,250	11,000
Investment in Land	1,000	1,000
Total	58,250	12,000

Details of Subsidiaries

Particulars	Percentage of Shareholding	Partly-Paid/Fully-Paid
Nil	0	Fully-Paid
	Face Value per Share	Amount
	0	0

Details of quoted /unquoted Investments

Particulars	FY 2022	FY 2021
<u>Aggregate amount of unquoted investments</u>		
--Book Value	0	0
<u>Aggregate amount of Quoted investments</u>		
--Book Value	0	0
--Market Value	0	0

Title deeds of immovable Property not held in name of the Company

Description of the Property	Gross Value	Title Deed held in the name of	Whether title deed holder is a promoter, director or relative# of promoter*/director or employee of promoter/director	Reason for not being held in the name of the company
NIL				

Note: No Proceedings have been initiated or pending against the company for holding any benami property under the Benami Transactions (Prohibition) Act, 1988 (45 of 1988) and the rules made thereunder

Note 11: DEFERRED TAX ASSETS

Particulars	FY 2022	FY 2021
Opening Balance	3,449	391
Less: Current year deferred tax liability adjusted	0	0
Add: Deferred tax Assets	3,488	3,058
TOTAL	6,937	3,449

Note 12 LONG TERM LOANS AND ADVANCES

Particulars	FY 2022		FY 2021	
	Considered Good	Considered Doubtful	Considered Good	Considered Doubtful
To Related Parties				
Smidge Home Products Pvt Ltd	1,01,710		1,01,710	
To Others				
Total	1,01,710	0	1,01,710	0

Type of Borrower	Amount of loan and Advance in the nature of Loan outstanding	Percentage to the total Loans and Advances in the nature of loans	Amount of loan and Advance in the nature of Loan outstanding	Percentage to the total Loans and Advances in the nature of loans
Repayable on Demand				
Promotors	0	0.00%	0	0.00%
Directors	0	0.00%	0	0.00%
KMPs	0	0.00%	0	0.00%
Related Parties	1,01,710	100.00%	1,01,710	100.00%
without specifying any terms or period of repayment				
Promotors	0	0.00%	0	0.00%
Directors	0	0.00%	0	0.00%
KMPs	0	0.00%	0	0.00%
Related Parties	1,01,710	100.00%	1,01,710	100.00%

Note 13 INVENTORIES

(At lower of cost and net realisable value)

Particulars	FY 2022	FY 2021
Raw Materials		
---In Stock		
Work-in-progress		
---In Stock		
Finished goods		
---In Stock		
Stock-in-trade(in respect of goods acquired for trading)		
---In Stock	3,77,216	2,49,308
Total	3,77,216	2,49,308

Note 13 TRADE RECEIVABLES

Particulars	FY 2022		FY 2021	
	Considered Good	Considered Doubtful	Considered Good	Considered Doubtful
Disputed				
Undisputed				
Acme Print And Pack-Dr	837		29,059	
Adorn	31,213		9,065	
DS Spiceco Private Limited	1,12,034		2,554	
Mahindra Engineering & Chemical Products Ltd.	0		448	
Neev Enterprises	0		3,575	
Seco/Warwick Systems & Services India Pvt Ltd	34		34	
FDC Limited	1,109		223	
Glorious Gifts Gallery	4,371		13,715	
Hetero Healthcare Ltd.	9,270		2,626	
Shree Laxmi Manufacture	27,438		27,438	
Avenue Supermarts Ltd. - Bhiwandi	380		26,381	
Avenue Supermarts Ltd - Bangalore	0		-369	
Avenue Supermarts Ltd - Hyderabad	9,704		41,501	
Avenue Supermarts Ltd - Indore	1,889		0	
Avenue Supermarts Ltd - Vadodara	1,557		-29	
Avenue Supermarts Ltd - Zirakpur	3,755		6,588	
Aristo Pharmaceuticals Pvt Ltd	5,103		4,877	
Avenue Supplies	20,228		24,404	
Bergner Impex (India) Pvt Ltd.	0		18,807	
Canteen Stores Department - Baghdogra	508		179	
Canteen Stores Department - Jabalpur	747		970	
Canteen Stores Department - Kochi	418		138	
Canteen Stores Department - Agra	-16		0	
Canteen Stores Department - Ahmedabad	1,214		536	

Canteen Stores Department - Ambala	2,305		816	
Canteen Stores Department - Bangalore	2,202		1,205	
Canteen Stores Department - Bareilly	329		520	
Canteen Stores Department - Bhatinda	243		0	
Canteen Stores Department - BD Bari	382		53	
Canteen Stores Department - Chennai	6,612		3,245	
Canteen Stores Department - Dehradun	141		71	
Canteen Stores Department - Delhi	403		488	
Canteen Stores Department - Dimapur	69		0	
Canteen Stores Department - Jaipur	779		122	
Canteen Stores Department - Khadki	4,424		3,720	
Canteen Stores Department - Kolkata	516		344	
Canteen Stores Department - Lucknow	0		191	
Canteen Stores Department - Masimpur	1		1	
Canteen Stores Department - Meerut	243		122	
Canteen Stores Department - Mumbai	1,306		908	
Canteen Stores Department - Secunderabad	3,100		2,061	
Canteen Stores Department - Vishakhapatnam	1,569		2,539	
Canteen Stores Department - Narangi	122		0	
Canteen Stores Department - Srinagar	105		0	
Canteen Stores Department - Bikaner	53		0	
Canteen Stores Department - Misamari	69		0	
Brilliant International LLP	8		0	
East Coast Distributors Pvt Ltd-Dr	0		-656	
Indi Pharma Pvt Ltd	0		410	
Inox Enterprise	-24,092		-547	
Impact Enterprises	48		0	
Indian Naval Canteen Service-Karwar	26		26	
Indian Naval Canteen Service - Kochi	1,120		2,158	
Indian Naval Canteen Service - Goa	1,089		1,752	
Indian Naval Canteen Service-Sailors Costly	24		27	
Indian Naval Canteen Service-Nofra Costly	-338		-338	
Ultratech Cement Limited	96,823		29,900	
Vetoquinol India Animal Health Pvt Ltd	0		3,971	
Yash Merchandising	24		0	
Stuff Plus	0		6,503	
Ashok Enterprises	0		236	
Sun Pharmaceutical Industries Ltd.	6,728		0	
Blupast Home Products	290		0	
Vrushali Gifts	2,317		0	
Sumeet Steel	0		0	
Sun Pharma Laboratories Ltd	10,840		0	
Alkem Laboratories Limited	8,913		0	
M.V Enterprises	3,634		0	
Ttk Prestige Ltd.	74,517		0	
Siyesha Industries	1,470		0	
Star Union Dai-Ichi Life Insurance Company Ltd	10,232		0	
Brilliant Electricals & Electronics Pvt. Ltd.	823		0	
Krish Cookware Llp	114		0	
Pcs International	112		0	
Radiance Merchandising Llp	0		0	
Unique Gifts	94		0	
Whole9Yards Online Llp	2,371		0	
Creative Corporations	-2,281		0	
<u>Other Debtors</u>				
Backpack International Pvt Ltd-Dr	0		2,845	
One Click Innovations Pvt. Ltd	2,000		2,000	
Welspun Global Brands Limited	1,335		9,730	
East Coast Distributors Pvt Ltd	0		8,673	
Teaxpress Private Limited	0		0	
Glen Appliances Pvt Ltd	472		0	
R/Off	0		1	
TOTAL	4,55,475	0	2,95,818	0

Ageing Analysis

Outstanding for following periods from due date of payment/transaction date

Particulars	FY 2022		FY 2021	
Less than 6 Months	428315	0	295818	0
6 Months -1Year	0	0	0	0
1-2 Years	27160	0	0	0
2-3 Years	0	0	0	0
More than 3 years	0	0	0	0
Total	455475	0	295818	0

Note 15 CASH AND CASH EQUIVALENTS

Particulars	FY 2022		FY 2021	
<u>Cash in Hand</u>				
Cash (Including Petty Cash)		143		4,120
<u>Balance with Banks</u>				
ICICI Bhayander Bank		2,797		79,435
ICICI Bank Borivali Account		3,022		917
YES Bank		1,002		0
<u>Deposit with Banks</u>				
Yes Bank		8,846		7,500
Add: Interest on Fixed Deposit		500		1,346
ICICI Bank		5,082		5,000
Add: Interest on Fixed Deposit		259		82
Kotak Bank		5,000		0
Add: Interest on Fixed Deposit		118		0
Total		26,768		98,400

Note 16 SHORT TERM LOANS AND ADVANCES

Particulars	FY 2022		FY 2021	
	Considered Good	Considered Doubtful	Considered Good	Considered Doubtful
<u>To Related Parties</u>				
<u>Dues from Statutory Authorities</u>				
Advance Tax	11,500		14,500	
GST Under Reverse Charge	0		0	
TDS Receivable	8,918		2,340	
TCS Receivable	1,559		1,709	
<u>Other Dues</u>				
Advance to Fatima Usman Kapadiya	12,500		0	
Advance to Usman Kapadiya	12,500		0	
Advance to Salman Kapadiya	12,500		0	
Advance to Sohel Kapadiya	12,500		0	
Receivable from Daimler Financial Services for TDS Pa	64		105	
Advance to Staff	1,720		1,140	
Office and Gala Deposit	2,500		1,000	
VAT Refund for FY 17-18	2,088		2,088	
Total	78,349	0	22,881	0

Type of Borrower	Amount of loan and Advance in the nature of Loan outstanding	Percentage to the total Loans and Advances in the nature of loans	Amount of loan and Advance in the nature of Loan outstanding	Percentage to the total Loans and Advances in the nature of loans
<u>Repayable on Demand</u>				
Promotors	0	0.00%	0	0.00%
Directors	0	0.00%	0	0.00%
KMPs	0	0.00%	0	0.00%
Related Parties	0	0.00%	0	0.00%
<u>without specifying any terms or period of repayment</u>				
Promotors	0	0.00%	0	0.00%
Directors	0	0.00%	0	0.00%
KMPs	0	0.00%	0	0.00%
Related Parties	0	0.00%	0	0.00%

Note 17 OTHER CURRENT ASSETS

Particulars	FY 2022	FY 2021
Prepaid Expenses		
Prepaid Bank Guarantee Commission	365	0
Total	365	0

Note 18 REVENUE FROM OPERATIONS

Particulars	FY 2022	FY 2021
REVENUE FROM SALE OF PRODUCTS		
EXPORTS	Nil	Nil
DOMESTIC		
Sales	49,36,513	37,19,495
Sub-Total	49,36,513	37,19,495
Less: Excise Duty		
Less: Debit Note & Sale Returns	86,009	10,376
SUB-TOTAL	48,50,504	37,09,119
OTHER OPERATING REVENUE		
Other Income	23,235	7,094
Commission Income	61,402	42,077
Creditor for Goods Discount /Rounding Off	0	0
Debtors for Goods Discount /Rounding Off	0	0
Total	49,35,141	37,58,290

Note 19 OTHER INCOME

Particulars	FY 2022	FY 2021
Interest on FD	2,024	684
Dividend	0	75
Other Non Operating Income	2,980	1,217
Total	5,004	1,976

Note 20 RAW MATERIAL CONSUMED

Particulars	FY 2022	FY 2021
IMPORTS		
Opening Stock	0	0
Add: Purchases	0	0
Less: Closing Stock	0	0
INDIGENOUS		
Opening Stock	0	0
Add: Purchases	0	0
Less: Closing Stock	0	0
Total	0	0

Note 21 PURCHASES

Particulars	FY 2022	FY 2021
Purchases	45,92,989	35,87,109
Purchaes-Import	28,802	0
Total	46,21,791	35,87,109

Note 22 CHANGES IN INVENTORIES

Particulars	FY 2022		FY 2021	
<u>FINISHED GOODS</u>				
Opening Stock				
Less: Closing Stock				
<u>WORK IN PROGRESS</u>				
Opening Stock				
Less: Closing Stock				
<u>TRADED GOODS</u>				
Opening Stock	2,49,308		99,413	
Less: Closing Stock	3,77,216	-1,27,908	2,49,308	-1,49,895
Total		-1,27,908		-1,49,895

Note 23 EMPLOYEE BENEFIT EXPENSES

Particulars	FY 2022		FY 2021	
<u>To Related Party</u>				
Director's Remuneration	43,800		39,000	
Incentives to Director	52,468		45,088	
<u>To Others</u>				
Salaries and wages	34,521		25,288	
Staff Welfare	1,482		1,040	
Total		1,32,271		1,10,416

Note 24 FINANCE COST

Particulars	FY 2022		FY 2021	
<u>Interest Expenses</u>				
Bank Interest	15,430		9,456	
<u>Other Borrowing Costs</u>				
Bank Charges	573		24	
Processing Fees	6,000		3,030	
Total		22,003		12,510

Note 25 OTHER EXPENSES

Particulars	FY 2022		FY 2021	
<u>Direct Expenses</u>				
Packaging & Forwarding Expenses	20,759		15,048	
Transportation	15,968		51,089	
LOADING & UNLOADING CHARGES	0		0	
Labour Job Charges	270		570	
Other Clearing Charges	0		0	
Shipping Charges	262		0	
CHA Charges	0		0	
CFS Charges	0		0	
Legal Charges	0		0	
Total-Part A		37,258		66,708

<u>Indirect Expenses</u>		
<u>Rent, Rates and Taxes</u>		
Rent	8,835	4,320
Interest on VAT	0	0
Duties and Taxes		
<u>Business Promotion Expenses</u>		
Sales Promotion Expenses	35,167	19,471
<u>Printing and Stationery</u>		
Printing and Stationery	1,000	351
<u>Repairs and Maintenance</u>		
Office Maintenance and Repairs	203	173
<u>Travelling Expenses</u>		
Foreign	0	0
Domestic	4,747	
<u>Other Expenses</u>		
Fees for Professional Services	11,265	436
Advising in Development Business Fees	0	0
Local Transportation	0	107
Electricity	1,236	0
Professional Fees	19,800	19,800
Meetings and Conferences	0	609
Membership fees	551	460
Donation	0	0
Foreign Exchange Loss	0	0
Foreign Remittance Charges	0	0
Quality Testing Charges	95	0
Misc Exp	245	978
Bank Guarantee Commission	2,985	1,000
Discount	0	17,374
Professional Tax	25	25
Courier Charges	22,304	9,505
Tender Expenses	0	0
Marketing Agency Fees	0	0
Statutory Payments	160	1,839
Vehicles Loan Interest & Expenses	2,353	2,979
Insurance	1,259	2,655
Commission	21,114	12,460
Petty Cash Expenses	0	0
<u>Payment to Auditors</u>		
Statutory Audit Fees	900	900
Total-Part B	1,34,244	95,442

Note 26 EARNINGS PER SHARE

Particulars	FY 2022	FY 2021
<u>CALCULATION OF BASIC EPS</u>		
Profit After Tax For The Year (a)	49,139	82,609
Profit For Equity Shareholders (a)	49,139	82,609
No. Of Equity Shares (d)	1,43,623	1,43,623
Basic EPS (c/ d)	0	1
<u>CALCULATION OF DILUTED EPS</u>		
Profit After Tax For The Year (a)	49,139	82,609
No. Of Equity Shares (b)	1,43,623	1,43,623
No. Of Convertible Equity Shares (c) (#)	0	0
Total No. Of Shares (b+c)= (d)	1,43,623	1,43,623
Diluted EPS (a/ d) (#)	0	1

OTHER STATUTORY INFORMATION

1

To the best available information company does not have any trasanctions with companies struck off under section 48 of the Companies Act, 2013 or section 560 of Companies Act, 1956

Name of struck off Company	Relationship with the Struck off company, if any, to be disclosed	Balance outstanding	Nature of transactions with struck-off Company
			Investments in securities
NIL			Receivables
			Payables
			Shares held by struck-off Company
			Other outstanding balances

2

There are no charges or satisfaction yet to be registered with Registrar of Companies beyond the statutory period.

3

The company has complied if any with the number of layers prescribed under clause (87) of section 2 of the Act read with Companies (Restriction on number of Layers) Rules, 2017

4

Formula	Ratios	FY 2022	FY 2021	% Change
Current Assets	Current Ratio	1.65	2.16	-23.27%
Current Liabilities				
Reason if any:				
Total Debt	Debt-Equity Ratio	0.55	0.04	1281.93%
Total Equity				
Reason if any: because of Working Capital Loan availed from Bank during FY 21-22				
Earnings before Finance Cost, Tax, Depreciation and Exceptional Items	Debt Service Coverage Ratio	4.98	2.71	83.73%
Finance cost + Principal Repayments made during the year for long term loans				
Reason if any: Due to increase in turnover having impact in increase in operating profit				
Profit Profit before extraordinary items after Tax	Return on Equity Ratio	0.13	-0.03	550.32%
Average Net Worth				
Reason if any: Due to higher profit earned as compared to previous year				
Cost of Goods Sold (Cost of Material Consumed + Purchases + Changes in Inventory + Direct Expenses)	Inventory Turnover Ratio	14.46	20.10	-28.02%
Average Inventories of Finished Goods, Stock-in-Process and Stock-in-Trade				
Reason if any: Due to Covid in FY 20-21, the unsold inventory was high as compared to FY 21-22				
Revenue from Operations	Trade Receivables Turnover Ratio	13.14	13.69	-4.04%
Average Trade Receivables				
Reason if any:				
Cost of Goods Sold (Purchases of RM + Other Purchases + Direct Expenses)	Trade Payables Turnover Ratio	25.36	25.15	0.83%
Average Trade Payables				
Reason if any:				
Revenue from Operations	Net Capital Turnover Ratio	13.31	10.52	26.47%
Working Capital (Current Assets - Current Liabilities)				
Reason if any: Due to higher revenue clocked in current year vs previous year				

Profit After Tax (after exceptional items)	Net Profit Ratio	0.01	0.02	-54.72%
Total Income				
Reason if any: Exceptional profit earned in previous year				
Net Profit After Tax + Deferred Tax Expense/(Income) + Finance Cost (-) Other Income	Return on Capital Employed	0.11	0.29	-63.24%
Average Capital Employed **				
Reason if any: Exceptional profit earned in previous year				
Other Income	Return on Investment	0.05	0.02	201.02%
Average Non Current Investments, Current Investments,Cash& Cash Equivalents				
Reason if any: Increase in Investment during the FY 21-22				

** Capital employed includes Equity, Borrowings, Deferred Tax Liabilities, Creditor for Capital Expenditure and reduced by Investments, Cash and Cash Equivalents, Capital Work-in-Progress, Deferred Taxes and Intangible Assets under Development.

5

No scheme of arrangements has been approved by the Competent Authority in terms of sections 230 to 237 of the Companies Act, 2013, hence disclosure not applicable

6

To the best of company's knowledge and belief, no funds have been advanced or loaned or invested (either from borrowed funds or share premium or any other sources or kind of funds) including Holding Company or any of such subsidiaries to or in any other person(s) or entities, including foreign entities ("Intermediaries"), with the understanding, whether recorded in writing or otherwise, that the Intermediary shall, whether, directly or indirectly lend or invest in other persons or entities identified in any manner whatsoever by or on behalf of the company, its respective Holding Company or any of such subsidiaries ("Ultimate Beneficiaries") or provide any guarantee, security or the like on behalf of the Ultimate Beneficiaries.

KASLIWAL PROJECTS PRIVATE LIMITED

NOTES FORMING PART OF THE FINANCIAL STATEMENTS

1) CORPORATE INFORMATION:

Kasliwal Projects Private Limited was incorporated in 2008 to carry on the business of stainless steel utensils, iron makers, iron foundries, metal foundries, steel, metal converters, steel plate makers, manufacturing of various kind of stainless steel utensils, apparatus and equipments and exporters, importers and dealers in all types of stainless steel utensils, machinery, plants, implements, tools, accessories and metal wares of every description, manufacturing and trading stainless steel utensils, foundries of all metal, ferrous and non-ferrous tool makers, boiler makers, millwrights, machinists metal metallurgists, welders, tube, pipe and tank makers, platers, electroplaters of all substances, vulcanisers, fitters, carriers and contractors and to buy, sell, manufacture, repair, convert, alter, let on hire and deal in stainless steel machinery machines, implements, tools, rolling stocks; hardware and metals of all kind.

The company is also into gifting of various products

2) SIGNIFICANT ACCOUNTING POLICIES

a) Basis of preparation

These financial statements have been prepared in accordance with the Generally Accepted Accounting Principles in India ('Indian GAAP') to comply with the Accounting Standards specified under Section 133 of the Companies Act, 2013, read with Rule 7 of the Companies (Accounts) Rules, 2014 and the relevant provisions of the Companies Act, 2013. The financial statements have been prepared under the historical cost convention on accrual basis.

b) Use of estimates

The preparation of financial statements requires the management of the Company to make estimates and assumptions that affect the reported balances of assets and liabilities and disclosures relating to the contingent liabilities as at the date of the financial statements and reported amounts of income and expense during the year. Examples of such estimates include provisions for doubtful receivables, employee benefits, provision for income taxes, accounting for contract costs expected to be incurred, the useful lives of depreciable fixed assets and provisions for impairment. Future results could differ due to changes in these estimates and the difference between the actual result and the estimates are recognized in the period in which the results are known / materialize.

c) Fixed Assets

Fixed assets are stated at cost, less accumulated depreciation / amortization. Costs include all expenses incurred to bring the asset to its present location and condition.

d) Depreciation / Amortization

In respect of fixed assets (other than freehold land and capital work-in-progress) depreciation/ amortization is charged on a written down value method.

e) Impairment

At each balance sheet date, the management reviews the carrying amounts of its assets included in each cash generating unit to determine whether there is any indication that those assets were impaired. If any such indication exists, the recoverable amount of the asset is estimated in order to determine the extent of impairment. Recoverable amount is the higher of an asset's net selling price and value in use. In assessing value in use, the estimated future cash flows expected from the continuing use of the asset and from its disposal are discounted to their present value using a pre-tax discount rate that reflects the current market assessments of time value of money and the risks specific to the asset. Reversal of impairment loss, if any is recognized as income in the statement of profit and loss.

f) Investments

Long-term investments and current maturities of long-term investments are stated at cost, less provision for other than temporary diminution in value. Current investments, except for current maturities of long-term investments, if any are stated at the lower of cost and fair value.

g) Revenue recognition

Revenues from contracts priced on a time and material basis are recognized when services are rendered and related costs are incurred.

Revenues are reported net of trade discounts.

Dividends are recorded on cash basis.

Interest income is recognized on time proportion basis taking into account the amount outstanding and the rate applicable.

h) Taxation

Current income tax expense comprises taxes on income from operations in India. Income tax payable in India is determined in accordance with the provisions of the Income Tax Act, 1961.

Minimum Alternative Tax (MAT) paid in accordance with the tax laws in India, which gives rise to future economic benefits in the form of adjustment of future income tax liability, is considered as an asset if there is convincing evidence that the Company will pay normal income tax after the tax holiday period. Accordingly, MAT is recognized as an asset in the balance sheet when the asset can be measured reliably and it is probable that the future economic benefit associated with it will fructify.

Deferred tax expense or benefit is recognized on timing differences being the difference between taxable incomes and accounting income that originate in one period and is likely to reverse in one or more subsequent periods. Deferred tax assets and liabilities are measured using the tax rates and tax laws that have been enacted or substantively enacted by the balance sheet date.

In the event of unabsorbed depreciation and carry forward of losses, deferred tax assets are recognized only to the extent that there is virtual certainty supported by convincing evidence that sufficient future taxable income will be available to realize such assets.

In other situations, deferred tax assets are recognized only to the extent that there is reasonable certainty that sufficient future taxable income will be available to realize these assets.

Advance taxes and provisions for current income taxes are presented in the balance sheet after off-setting advance taxes paid and income tax provisions arising in the same tax jurisdiction for relevant tax paying units and where the Company is able to and intends to settle the asset and liability on a net basis. The Company offsets deferred tax assets and deferred tax liabilities if it has a legally enforceable right and these relate to taxes on income levied by the same governing taxation laws.

i) Foreign currency transactions

Income and expenses in foreign currencies are converted at exchange rates prevailing on the date of the transaction. Foreign currency monetary assets and liabilities if any other than net investments in non-integral foreign operations are translated at the exchange rate prevailing on the balance sheet date and exchange gains and losses are recognized in the statement of profit and loss.

Particulars	Income (INR)	Expenditure (INR)
Gain and Loss on Foreign Currency transaction and translation	Nil	Nil
Royalty	Nil	Nil
Know-How	Nil	Nil
Professional and Consultation fees	Nil	Nil
Interest	Nil	Nil
Dividend	Nil	Nil
Other Matters	Nil	Nil
Export of Goods on FOB basis	NA	NA

j) Inventories

Purchased goods-in-transit are carried at cost. Trading goods purchased by the Company are carried at lower of cost and net realizable value. Value of Imports Calculated on CIF Basis by the company during the financial year in respect:

Particulars	Amount (Rs)
Raw Materials	Not Applicable
Component and Spare Parts	Not Applicable
Capital Goods	Not Applicable

Consumption Details:

Particulars	Consumed (In Rs)	% of Total Consumption
<u>IMPORTED</u>		
Raw Materials	Not Applicable	Nil
Spare Parts	Not Applicable	
Components	Not Applicable	
<u>INDIGENOUS</u>		
Raw Materials	Not Applicable	Nil
Spare Parts	Not Applicable	
Components	Not Applicable	

k) Provisions, Contingent Liabilities and Contingent Assets

A provision is recognized when the Company has a present obligation as a result of past event and it is probable that an outflow of resources will be required to settle the obligation, in respect of which reliable estimate can be made. Provisions (excluding retirement benefits) are not discounted to its present value and are determined based on best estimate required to settle the obligation at the balance sheet date. These are reviewed at each balance sheet date and adjusted to reflect the current best estimates.

Contingent liabilities, if any are not recognized in the financial statements. A contingent asset, if any is neither recognized nor disclosed in the financial statements.

l) Cash and cash equivalents

Apart from Cash and Bank Balances, the Company considers all highly liquid financial instruments, if any which are readily convertible into known amount of cash that are not subject to an insignificant risk of change in value to be cash equivalents.

J) Employee/Retirement Benefits

Since none of the employee has completed the required number of year of service hence no provision for retirement benefits has been made.

K) Earnings per share

The company reports basic and diluted earnings per equity share in accordance with AS-20, Earnings per share.

BASIC EPS

The earnings considered in ascertaining the company's basic EPS comprises the net profit after tax and include the post tax effect of any extra ordinary items. The number of share used in computing EPS is the weighted average number of shares outstanding during the year.

DILUTED EPS

The net profit / (loss) after tax and the weighted average number of shares outstanding during the year are adjusted for all the effects of diluted potential equity shares for calculating diluted EPS.

M) As per Accounting Standard 18, the disclosures of transactions with the related parties as defined in the Accounting Standard are given below:

Name Of Related Party	Relationship
Mina Devi Jain	Director
Nitish Padam Jain	Director
Anish Padam Jain	Director
Padam Jain	Director
Poonam Jain	Director
Jyoti Jain	Director
Sumeet Steel	Director Is Proprietor
Smidge Home Products Private Limited	Common Director
Suyukti Home Solutions Private Limited	Common Director
Kasliwal Capital Management Private Limited	Common Director
Aramex Appliances Private Limited	Common Director

Transactions:

Relations	Salary and Allowances/Professional Fees	Sales	Purchases	Allotment of Shares	Rent Paid
Key Management Personnel					
Mina Devi Jain	13,49,355/-				
Anish Jain	22,49,354/-				
Padam Jain	15,29,355/-				
Poonam Jain	22,49,354/-				
Jyoti Jain	22,49,354/-				
Other Related Transactions					
Sumeet Steel		1,00,65,662	30,47,76,622		
Suyukti Home Solutions Private Limited		17,06,562	2,53,08,762		
Smidge Home Products Private Limited			2,16,90,453		



Outstandings:

Relations	Salary and Allowances/Professional Fees	Purchases	Trade Advances/ Other Advances	Rent Outstandings
Key Management Personnel				
Mina Devi Jain	15,39,250			
Anish Jain	11,74,829			
Padam Jain	84,639			
Poonam Jain	17,97,222			
Jyoti Jain	2,73,809			
Other Related Transactions				
Sumeet Steel			8,99,306	
Suyukti Home Solutions Private Limited		52,55,546		
Smidge Home Products Private Limited		51,60,556		

N) Previous year figures have been regrouped/ rearranged wherever necessary to confirm to the classification adopted for the current year.

P) Refer Annexure-1 in respect of ICDS.

For Swaroop Jain & Co.
Chartered Accountants
FRN :112058W



CA Saurabh Jain
(Partner)
M No: 141336
UDIN: 22141336AXMOEI7793

For Kasliwal Projects Private limited



Nitish Jain
Director
DIN No.01902557

Anish Jain
Director
DIN No.01873762

Date: September 02, 2022
Place: Mumbai

ICDS Disclosure u/sec 145

Accounting Policies & Notes on Accounts

ICDS I- ACCOUNTING POLICIES

The accounts are prepared on historical cost basis and as a going concern. Accounting policies not referred to otherwise are consistent with generally accepted accounting principles.

Fixed Asset are value at cost less depreciation. The depreciation has been calculated at the rates provided. No depreciation has been taken on the value of land.

Expenses are accounted for on Mercantile Basis.

Balances of Debtors, Creditors and Unsecured Loans are subject to confirmation.

ICDS II-VALUATION OF INVENTORIES

Inventories are valued at FIFO Cost Basis and as per inclusive method. However there is no deviation in valuation of closing inventory w.r.t Sec 145A because of the tax amount completely taken as input and later reduced from the carrying cost of the inventory.

Total Carrying amount of inventories and it's classification are as follows:

<u>Particulars</u>	<u>Amount (Rs)</u>
Finished goods	3,77,21,644/-
TOTAL	3,77,21,644/-

ICDS-III CONSTRUCTION CONTRACT

Not Applicable

ICDS IV- REVENUE RECOGNITION

Revenue is recognized when there is reasonable certainty of its ultimate collection. No Amount as such was unrecognized during the previous year due to lack of reasonable certainty of its ultimate collection. Assessee is not having any transaction related to services Applicable interest is recognized based on the time basis as decided and is determined by the amount outstanding and rate applicable.

Interest on refund of any tax, duty or cess is deemed to be the income of the previous year in which such interest is received.

ICDS V- TANGIBLE FIXED ASSETS

Refer Annexure 1 to form no 3CD

ICDS VI- EFFECTS OF CHANGES IN FOREIGN EXCHANGE RATES

A foreign currency transaction is recorded on initial recognition in the Indian rupees, by applying to the foreign currency amount the exchange rate between the reporting currency and the foreign currency at the date of the transaction.

At the last day of each previous year, foreign currency monetary items are converted into reporting currency by applying the closing rate whereas for non-monetary items in a foreign currency are converted into reporting currency by using the exchange rate at the date of the transaction and for inventories carried at net realizable value in foreign exchange at the exchange rate that existed when such value was determined.

The recognition policy as stated above is subject to provisions of section 43A of the Act or Rule 115 of Income-tax Rules, 1962, as the case may be.

ICDS VII- GOVERNMENT GRANTS

Not Applicable is in the business of corporate giftings.

ICDS VIII- SECURITIES

Not Applicable as not dealing into such products.

ICDS IX- BORROWING COST

Not Applicable as the business of corporate giftings.

ICDS X- PROVISIONS, CONTINGENT LIABILITIES & CONTINGENT ASSETS

A provision shall be recognised when (a) There is a present obligation as a result of a past event;(b) it is reasonably certain that an outflow of resources embodying economic benefits will be required to settle the obligation; and(c) a reliable estimate can be made of the amount of the obligation.

If these conditions are not met, no provision is recognised.


- a) Provisions related to income tax and usual expenditure like electricity, telephone which are based on bills generated from the service provider is estimated based on experience or monthly average of bills for entire year.
- b) Carrying amount at the beginning and end of the previous year along with additional provisions are as follows:

<u>Nature of Provision</u>	<u>Beginning Provision</u>	<u>End Provision</u>
Provision for Income Tax	21,75,826/-	27,70,600/-
Provision for Deferred Tax Assets	3,44,898/-	6,93,698/-
Provision for Deferred Tax Liability		

- c) amounts used and unused, against the provision, during the previous year are as follows:


<u>Nature of Provision</u>	<u>Beginning Provision</u>	<u>Used</u>	<u>Unused Amount Reversed</u>
Provision for Income Tax	21,75,826/-	21,75,826/-	Nil
Provision for Deferred Tax liability	3,44,898/-	3,44,898/-	Nil

For Swaroop Jain & Co.
Chartered Accountants
FRN :112058W


CA Saurabh Jain
(Partner)
M No: 141336
UDIN: 22141336AXMHBP3471



For Kasliwal Projects Private limited


Nitish Jain
Director
DIN No.01902557


Anish Jain
Director
DIN No.01873762



Date: September 30, 2022
Place: Mumbai